X30 125cc RL-C TAG

FEATURES - *CARACTERISTIQUES*	
Cylinder volume *Volume du cylindre*	123.67 cm³
Bore *Alésage*	54 mm
Max. bore *Alésage max.*	54.28 mm
Stroke *Course*	54 mm
Cooling system *Système de refroidissement*	Water *À Eau*
Inlet system *Système d' admission*	Reed valve *À clapets*
Cylinder / crankcase transfers n° *N° de canaux cylindre / carter*	3 / 3
Inlet / exhaust ports number *N° lumières admiss. / échapp.*	3 / 3
Combustion chamber shape *Forme chambre de combustion*	Spherical *Sphèrique*
Selettra *or PVL ignition* *Allumage Selettra ou PVL*	Digital
Distance between conrod centers *Longueur (entraxe) de la bielle*	102 mm
RPM limiter *Limiteur de régime*	Yes *Oui*
Electric starter *Démarreur électrique*	*Yes* *Oui*

Carburetor Tillotson *Carburateur Tillotson*	HW-27A (Ø27 Venturi)
Number of piston rings *Nombre de segments*	1
Big end conr. bearing diam. *Diamètre roulement tête de bielle*	20x26x15
Crankshaft bearing diam. *Diamètre roulement du vilebrequin*	30x62x16
Small end conr. bearing diam. *Diamètre roulement pied de bielle*	14x18x17.5
Balancing shaft *Arbre d'équilibrage*	*Yes* *Oui*

DESCRIPTION OF THE MATERIAL *DESCRIPTION DES MATERIAUX*	
Conrod material *Matériau de la bielle*	Steel *Acier*
Crankshaft material *Matériau du vilebrequin*	Steel *Acier*
Balancing shaft material *Matériau de l' arbre d' équilibrage*	Steel *Acier*
Gears material *Matériau des engrenages*	Steel *Acier*
Starter ring material *Matériau de la couronne démarreur*	Steel *Acier*
Head material *Matériau de la culasse*	Aluminium
Cylinder material *Matériau du cylindre*	Aluminium
Liner material *Matériau de la chemise*	Iron *Fonte*
Crankcase material *Matériau du carter*	Aluminium
Piston material *Matériau du piston*	Aluminium
Piston rings material *Matériau des segments*	Iron *Fonte*
Exhaust muffler material *Matériau du pot d' échappement*	Sheet-steel *Tôle acier*
Ball-bearings *Roulements*	Type 6206

PISTON

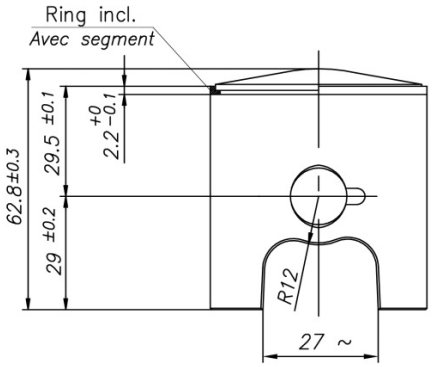

Piston min. weight (ring incl.) 128 g
Poids min. piston (avec segment) 128g

DISTANCE BETWEEN CONROD CENTERS
ENTRAXE DE LA BIELLE

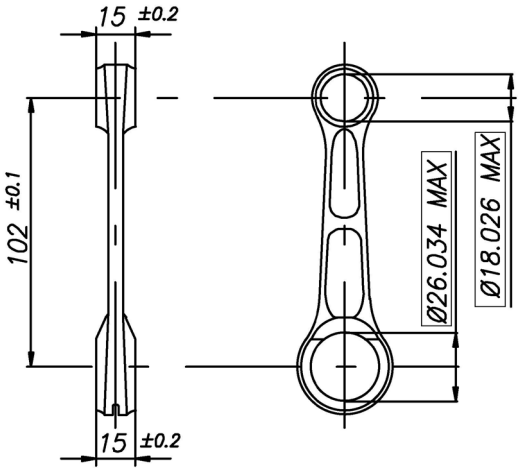

Min. weight 110 g
Poids min. 110 g

CRANKSHAFT - *VILEBREQUIN*

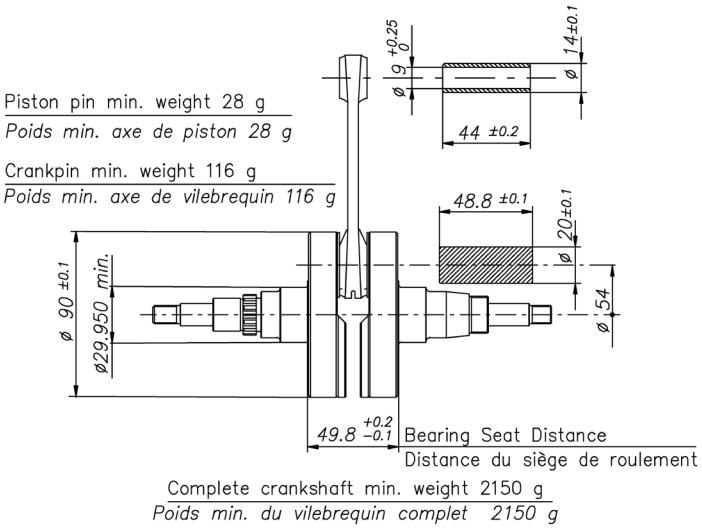

BALANCING SHAFT
ARBRE D'EQUILIBRAGE

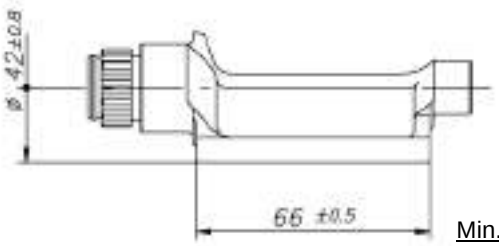

Min. weight 315 g
Poids Min. 315 g

CRANKSHAFT BALL BEARINGS
ROULEMENTS À BILLES DU VILEBREQUIN

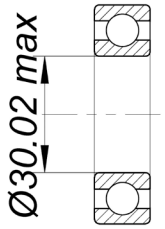

DIMENSIONS OF ALTERNATIVE CRANKSHAFT WITH ROLLER MAIN BEARINGS
DIMENSIONS DU VILEBREQUIN ALTERNATIF AVEC ROULEMENTS A ROULEAUX

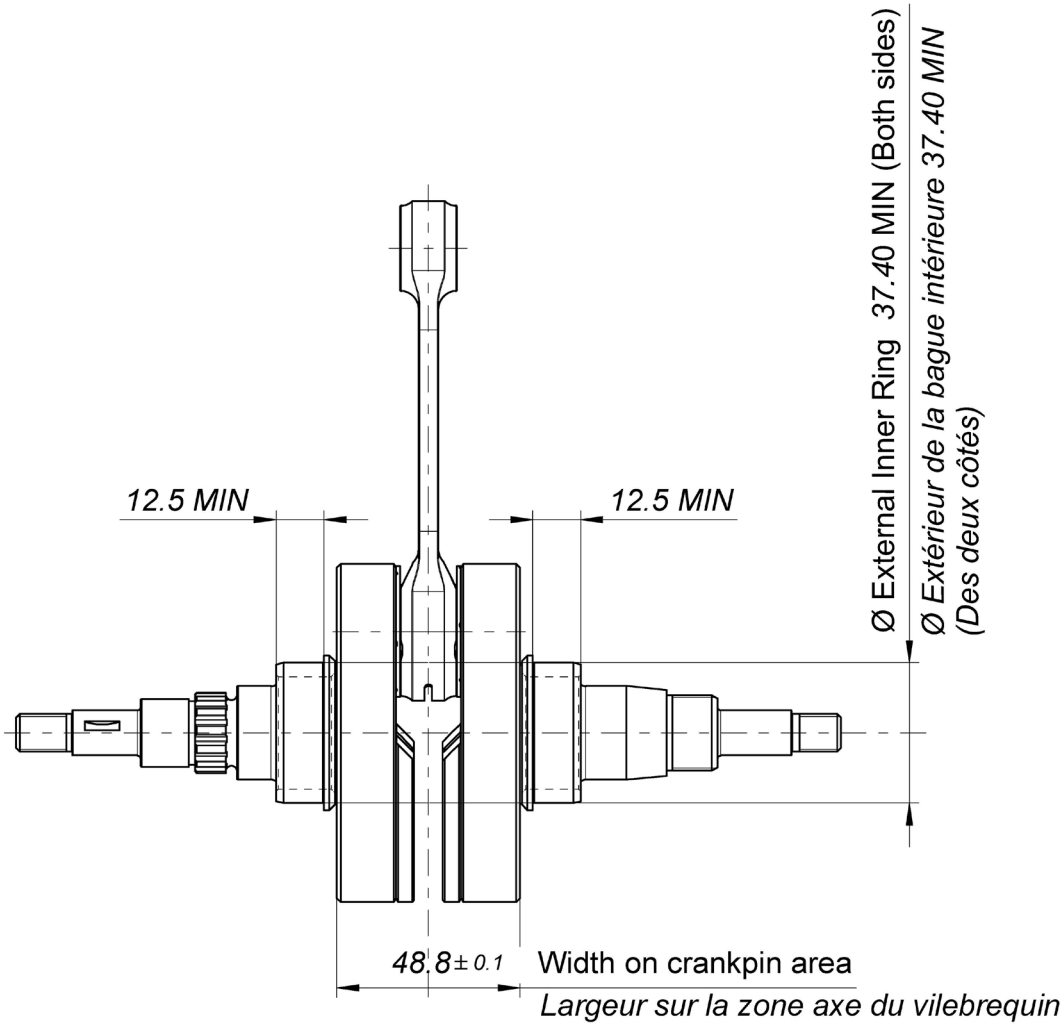

Crankshaft complete min. Weight 2220 g
Poids min. du vilebrequin

ROLLER MAIN BEARING
ROULEMENTS À ROULEAUX DU VILEBREQUIN

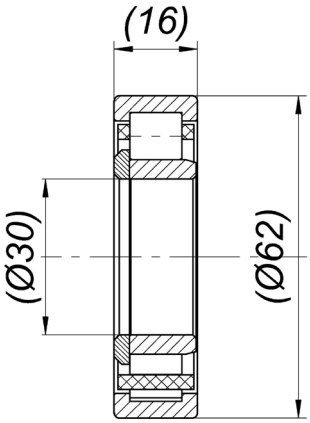

CYLINDER DEVELOPMENT - *DEVELOPPEMENT DU CYLINDRE*

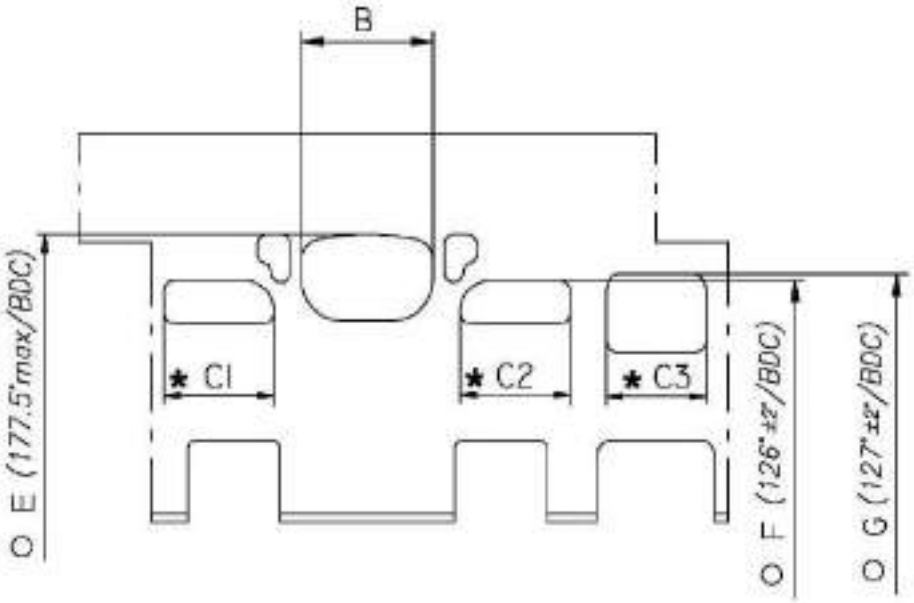

B	≤ 36.5 mm
C1 = C2	≤ 30 mm
C3	≤ 28.5 mm
E	177.5° max
F	126° ± 2°
G	127° ± 2°

* *CHORDAL READING*
LECTURE CORDALE

O *ANGULAR READING BY INSERTING A 0.2x5 mm GAUGE*
LECTURE ANGULAIRE PAR INSERTION D'UNE CALE DE 0.2x5 mm

CYLINDER BASE VIEW
VUE DE LA BASE DU CYLINDRE

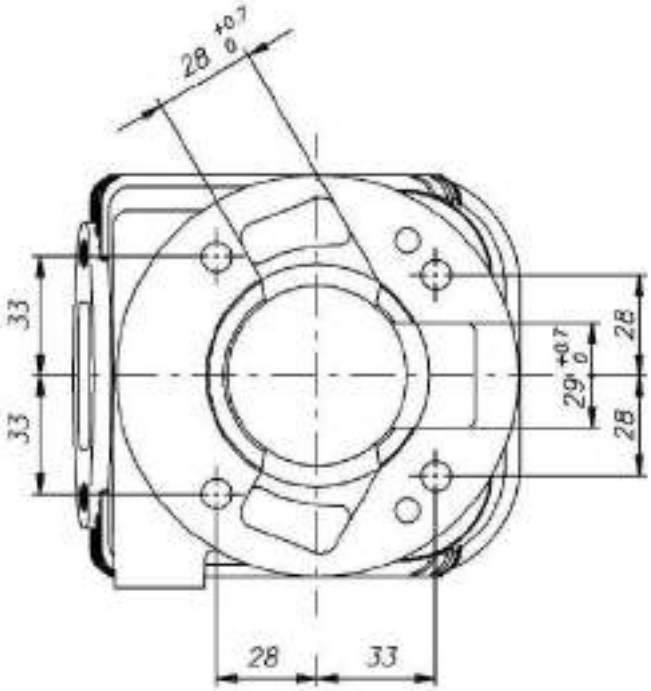

CYLINDER CROSS SECTION VIEW
VUE EN SECTION DU CYLINDRE

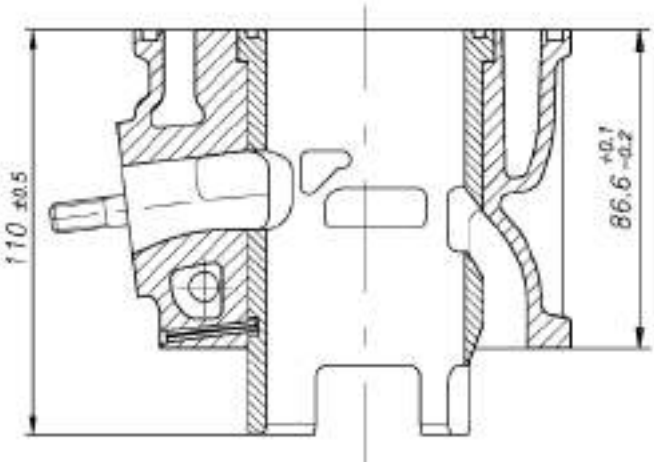

COMBUSTION CHAMBER VIEW
VUE DE LA CHAMBRE DE COMBUSTION

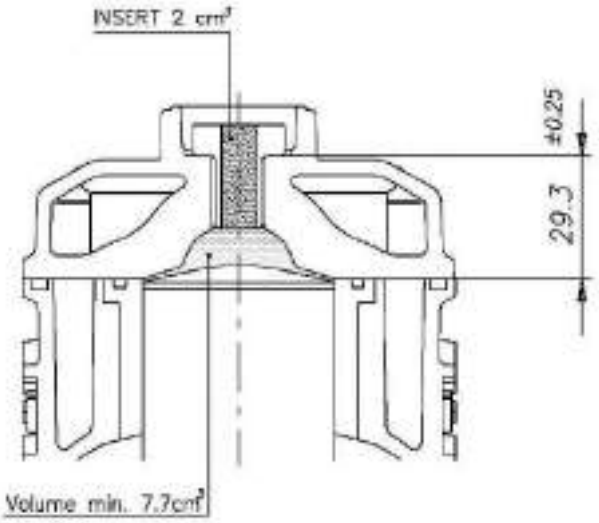

COMBUSTION CHAMBER VOLUME TOT. = 9.7 cm³ min.
VOLUME CHAMBRE COMBUSTION TOT. = 9.7 cm³ min.

ATT. : SQUISH MIN. = 0.90 mm
(measured with Ø1.5mm TIN - *mesurée avec de l'étain Ø1.5mm)*

CRANKCASE INSIDE VIEW
VUE A' L' INTERIEUR DU CARTER

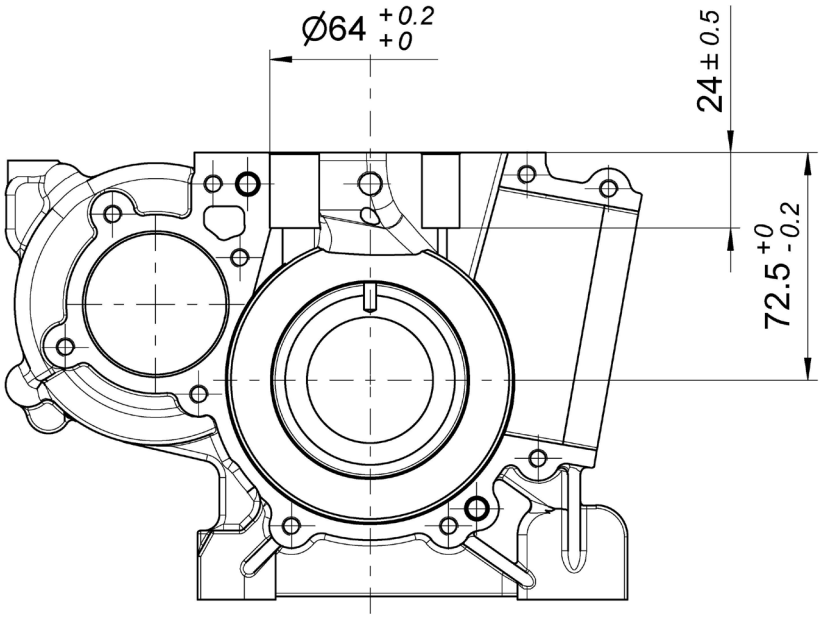

VENTURI CARB. DIMENSIONS
DIMENSIONS DU VENTURI DU CARBURATEUR

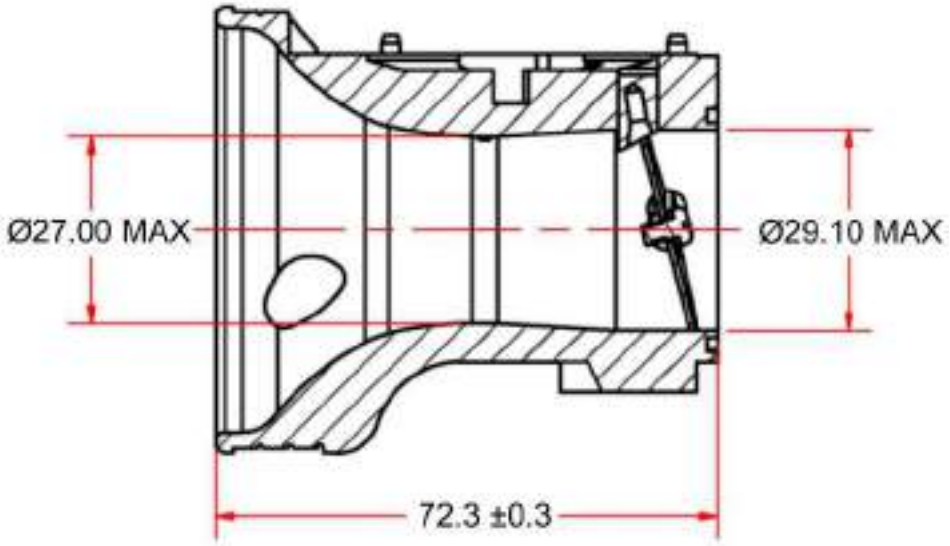

INLET CONVERYOR DIMENSIONS
CONVOYEUR D'ADMISSION

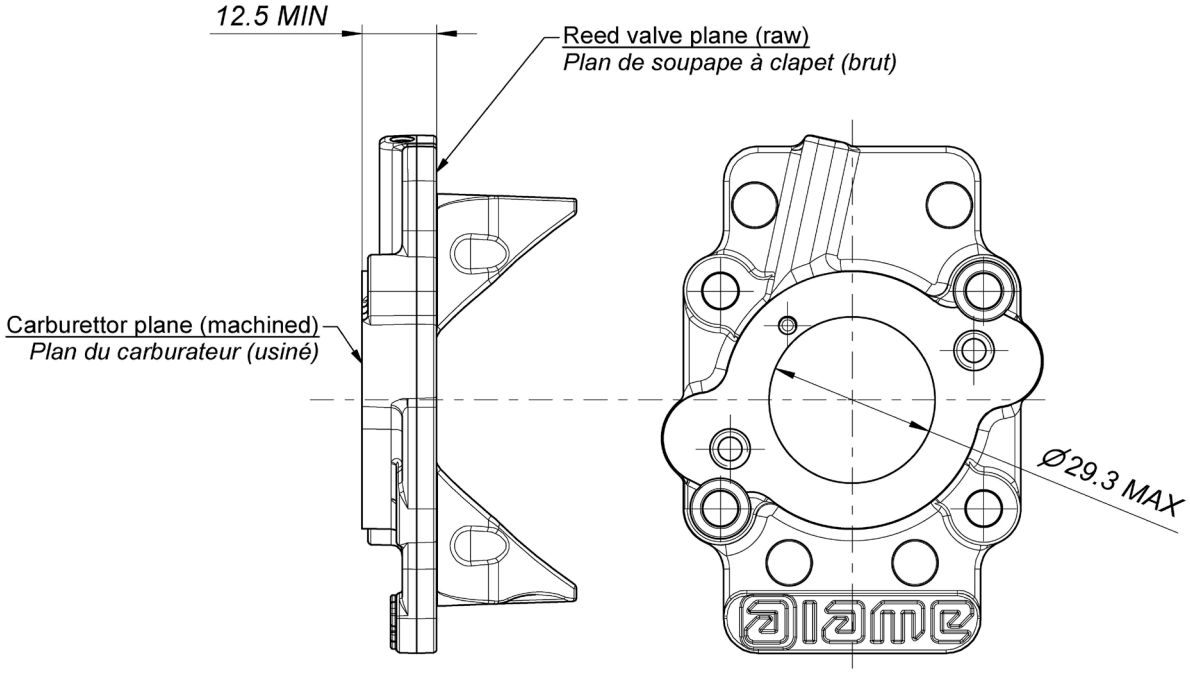

REED VALVE - DIMENSIONS AND MARKING
BOÎTE À CLAPETS - DIMENSIONS ET MARQUAGE

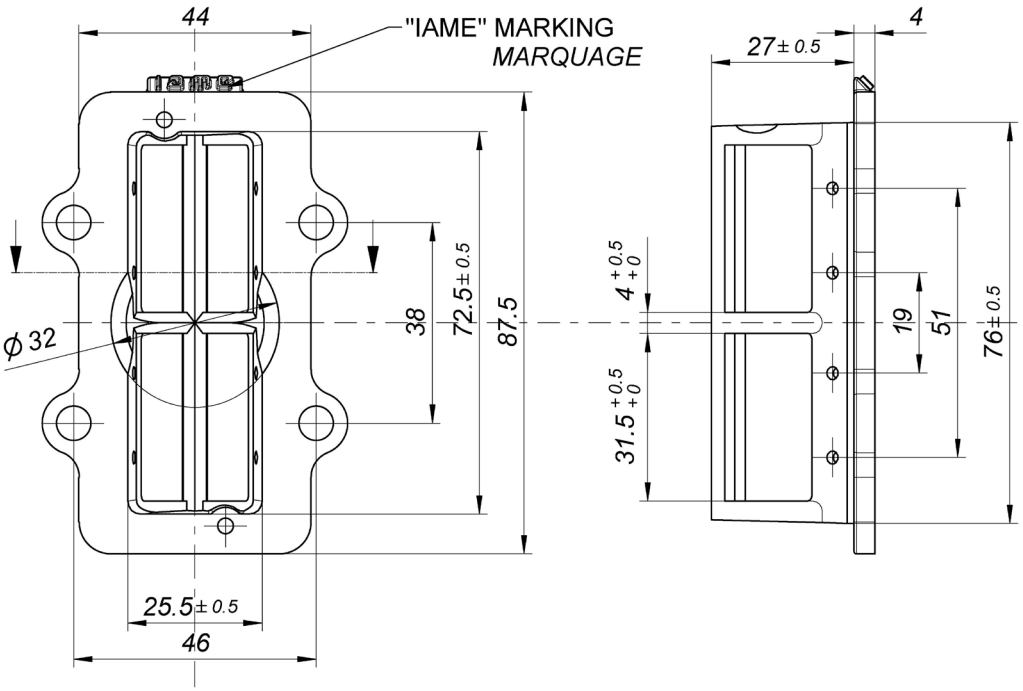

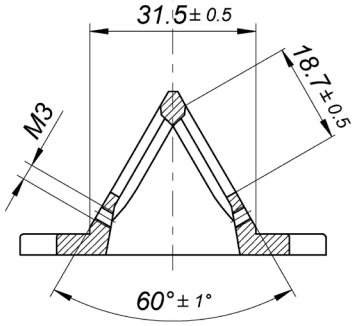

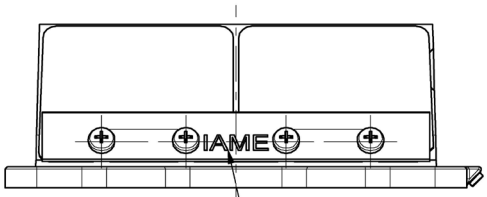

"IAME"
MARKING / *MARQUAGE*

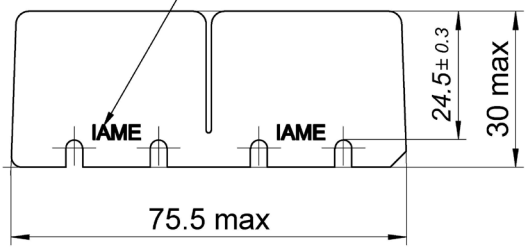

Genuine IAME vetronite reeds min. thickness 0.30mm
Clapets IAME authentique en fibre de verre 0.30mm épaisseur mini

Genuine IAME carbon fiber reeds min. thickness 0.24mm
Clapets IAME authentique en fibre de carbone 0.24mm épaisseur mini

INLET SILENCER – DRAWING
DESSIN DU SILENCIEUX D'ASPIRATION

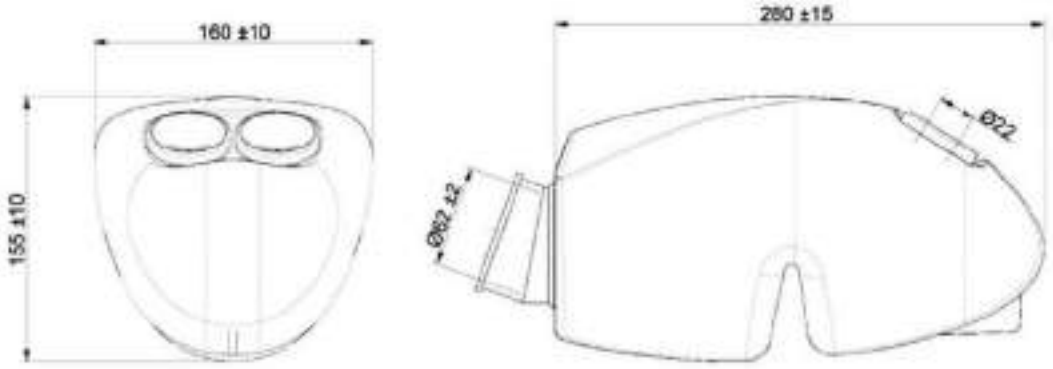

WITH SPONGE AIR FILTER
AVEC MANCHON COMPLET ET FILTRE À AIR

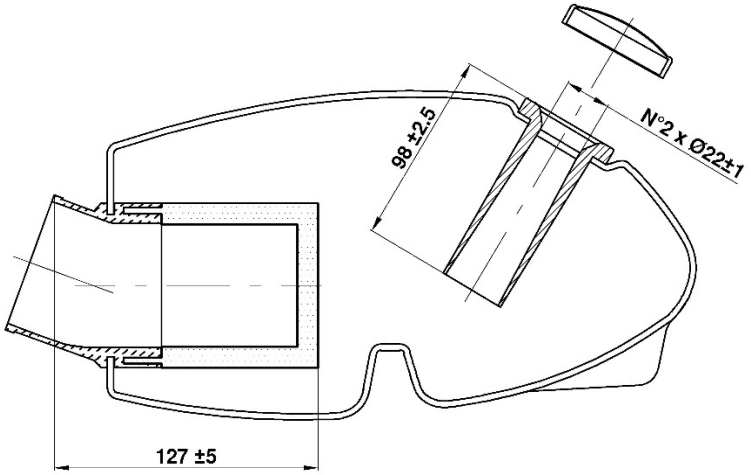

INLET SILENCER - PHOTO
PHOTO - SILENCIEUX D'ASPIRATION

RAIN COVER INLET SILENCER – DRAWING
DESSIN DU COUVERTURE POUR LA PLUIE DU SILENCIEUX D'ASPIRATION

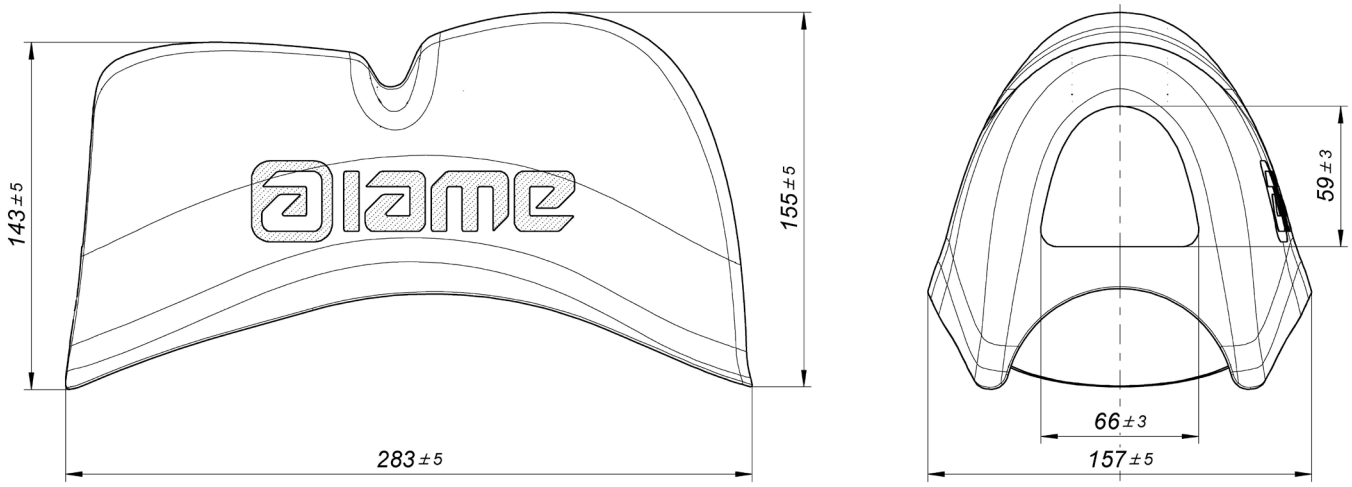

RAIN COVER INLET SILENCER - PHOTO
PHOTO - COUVERTURE POUR LA PLUIE DU SILENCIEUX D'ASPIRATION

DESCRIPTION OF THE CLUTCH - *DESCRIPTION DE L'EMBRAYAGE*

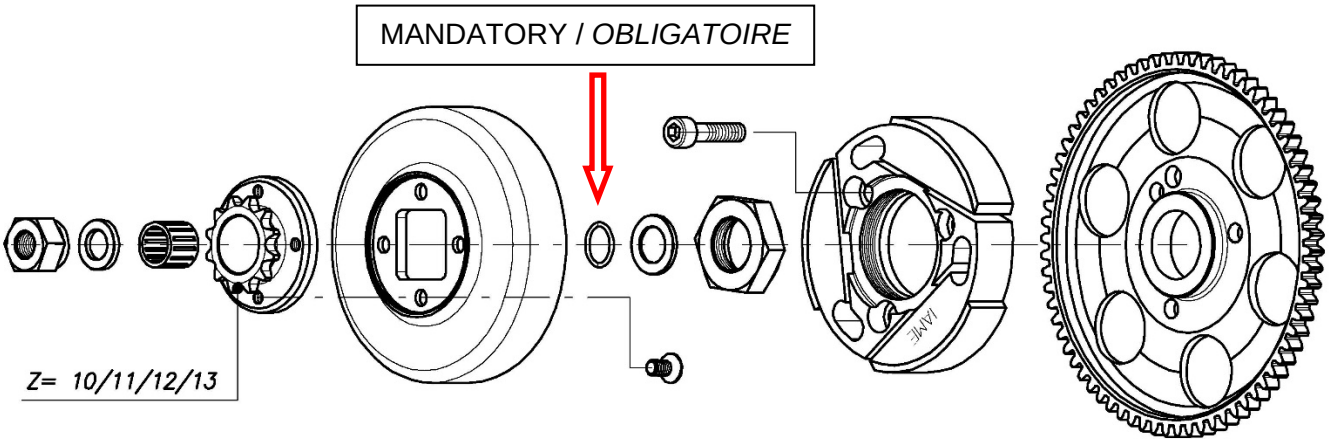

COMPONENTS OF THE CLUTCH – *COMPOSANTS DE L' EMBRAYAGE*

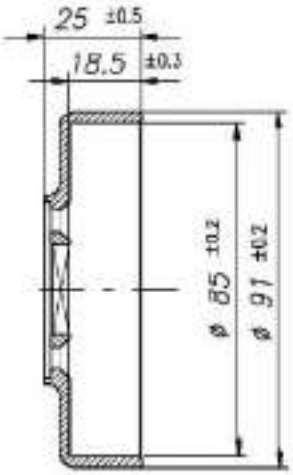

Min. weight 225 g
Poids min. 225g

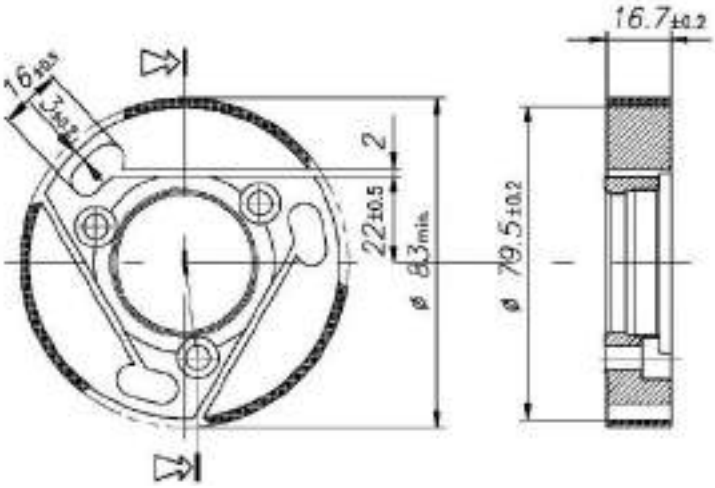

Min. weight 375 g
Poids min. 375g

EXHAUST MUFFLER VIEW AND DIMENSIONS
VUE ET DIMENSIONS DU SILENCIEUX D'ECHAPPEMENT

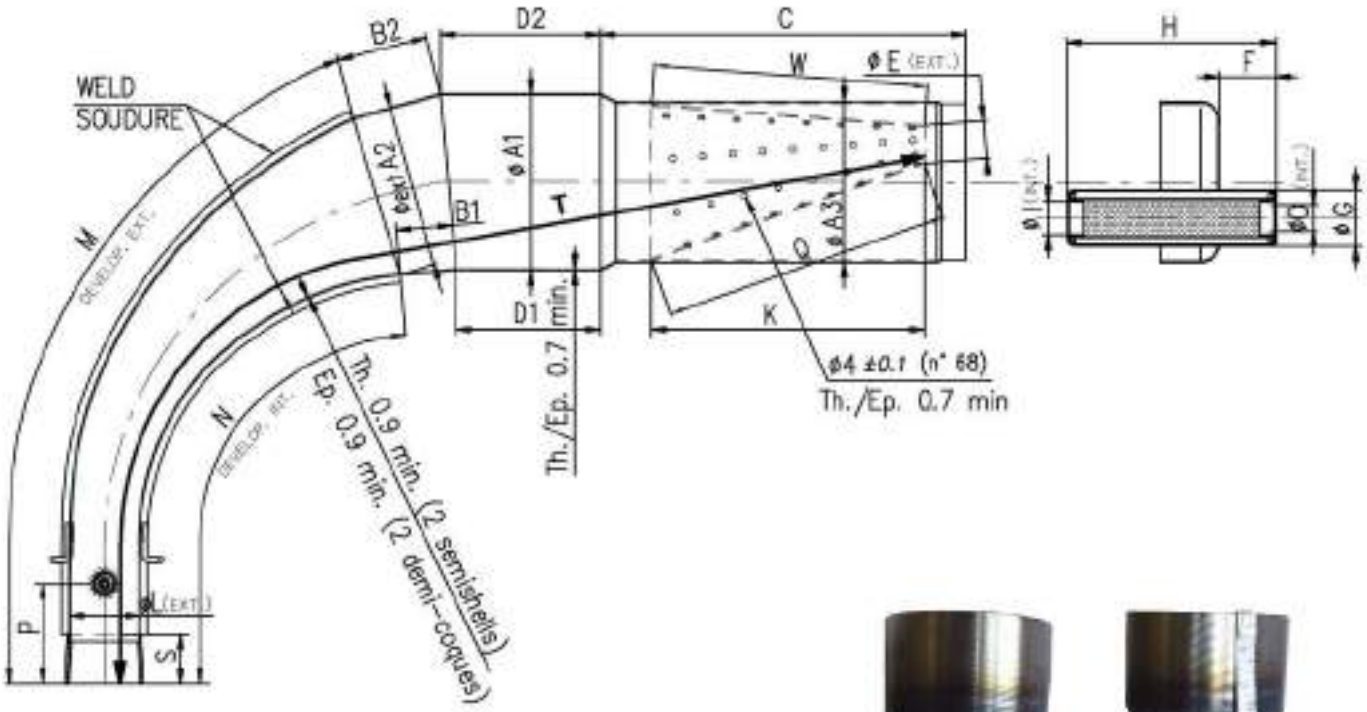

The tape must follow the centerline of the weld at all points

Le ruban doit suivre l'axe de la soudure en tous points



Min. Weight 1.780 g
Poids min. 1.780 g

ØA1: 110 ±1.5 Øext.	**B2:** 60 ±3	**ØE:** 23.5 ±2 Øext.	**ØI:** 21 ±1 Øint.	**N:** 341 ±3	**T:** 690 ±3
ØA2: 102 ±1.5 Øext.	**C:** 219 ±3	**F:** 36 ±2	**K:** 170 ±3	**ØO:** 21 ±1 Øint.	**W:** 170 ±3
ØA3: 100 ±1.5 Øext.	**D1:** 90 ±3	**ØG:** 35 ±1 Øext.	**ØL:** 42.5 ±1.5 Øext.	**P:** 50 ±10	**Q:** 182 ±3
B1: 60 ±3	**D2:** 109 ±3	**H:** 132 ±3	**M:** 439 ±3	**S:** 29 ±1.5	

ATTENTION:

The dimensions "**M**", "**N**" and "**T**" must be taken by steel tape measure 6mm wide.
The dimensions "**M**" and "**N**" must be taken on the weld centerline.

*Les dimensions « **M** », « **N** » et « **T** » doivent être à l'aide d'un ruban à mesurer en acier 6 mm de large.*
*Les dimensions « **M** », « **N** » doivent être prises sur l'axe de la soudure.*

The dimensions "**Q**" and "**W**" must be taken by steel tape measure 12mm wide.
*Les dimensions « **Q** » et « **W** » doivent être prises à l'aide d'un ruban à mesurer en acier 12 mm de large.*

SENIOR EXHAUST FITTING
RACCORD D'ECHAPPEMENT SENIOR

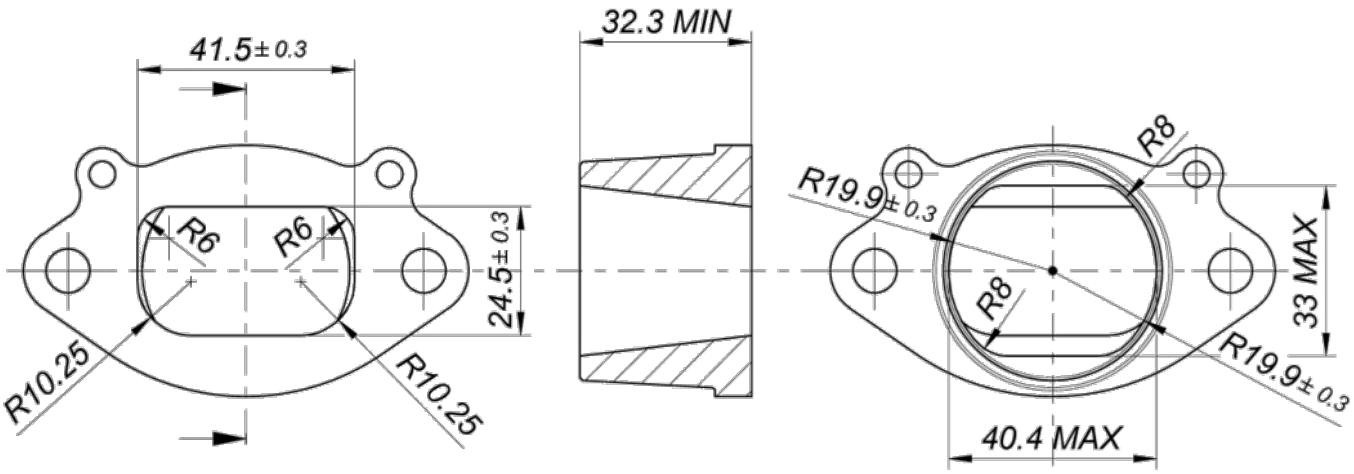

SENIOR EXHAUST INSTALLATION
INSTALLATION DE L'ECHAPPEMENT SENIOR

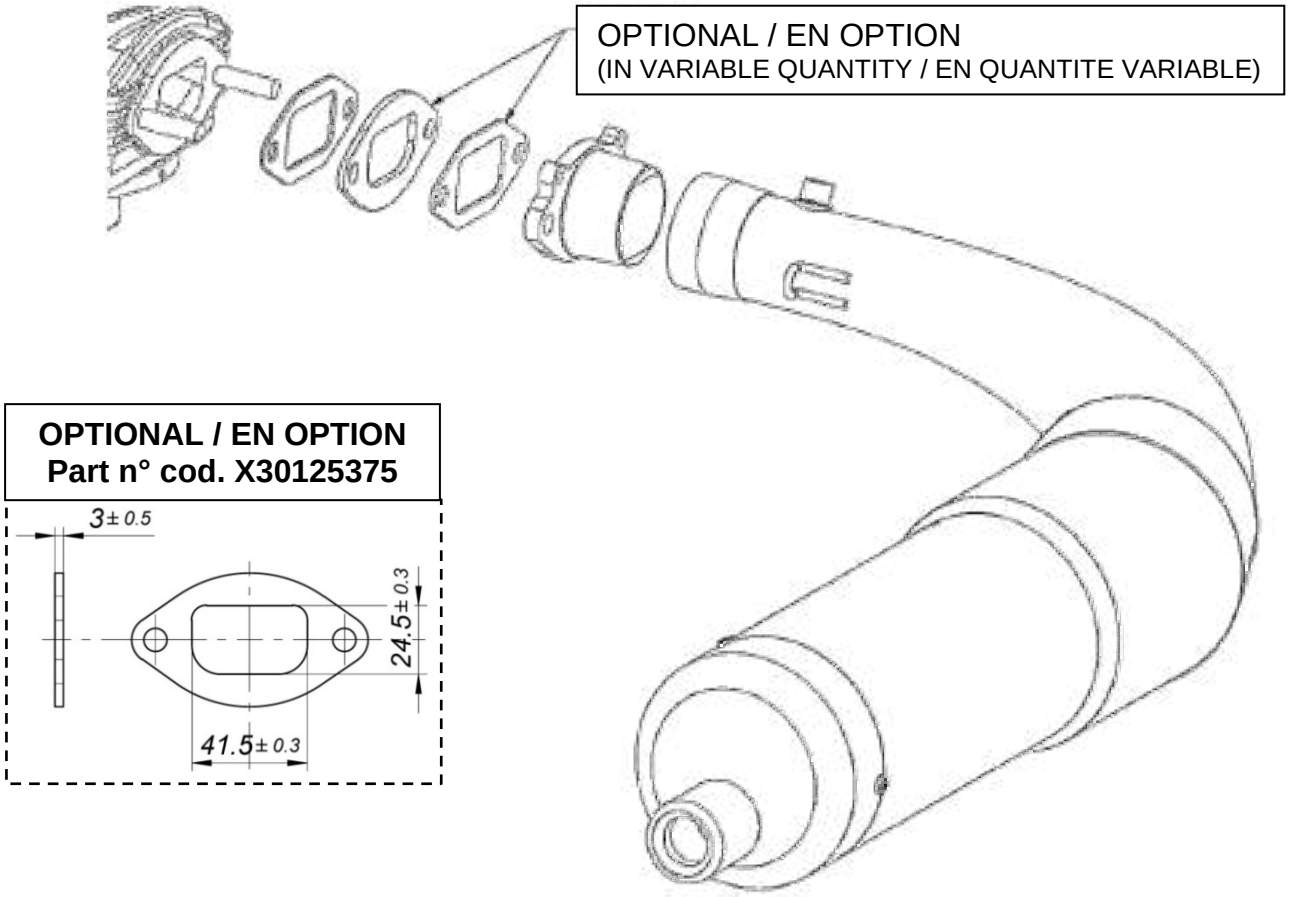

JUNIOR EXHAUST FITTING
RACCORD D'ÉCHAPPEMENT JUNIOR

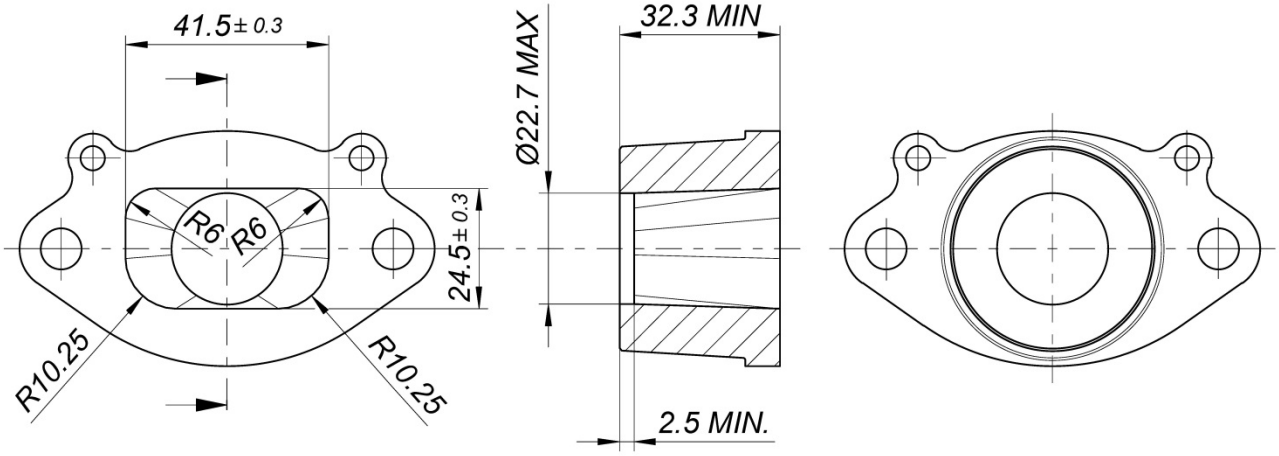

JUNIOR EXHAUST INSTALLATION
INSTALLATION DE L'ECHAPPEMENT JUNIOR

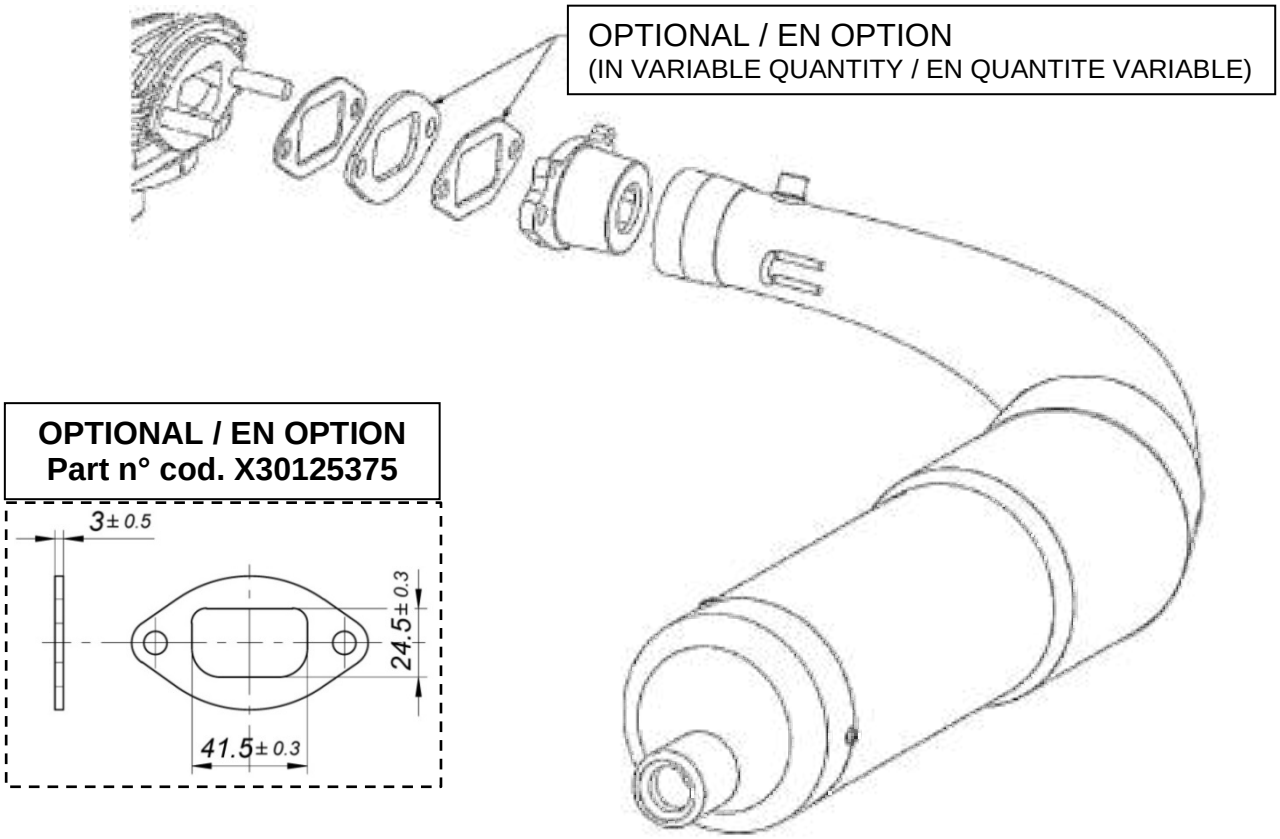

WIRING DIAGRAM (SELETTRA DIGITAL ‘‘K’’ IGNITION)

SCHEMA CIRCUIT ELECTRIQUE (ALLUMAGE SELETTRA DIGITAL ’’K’’)

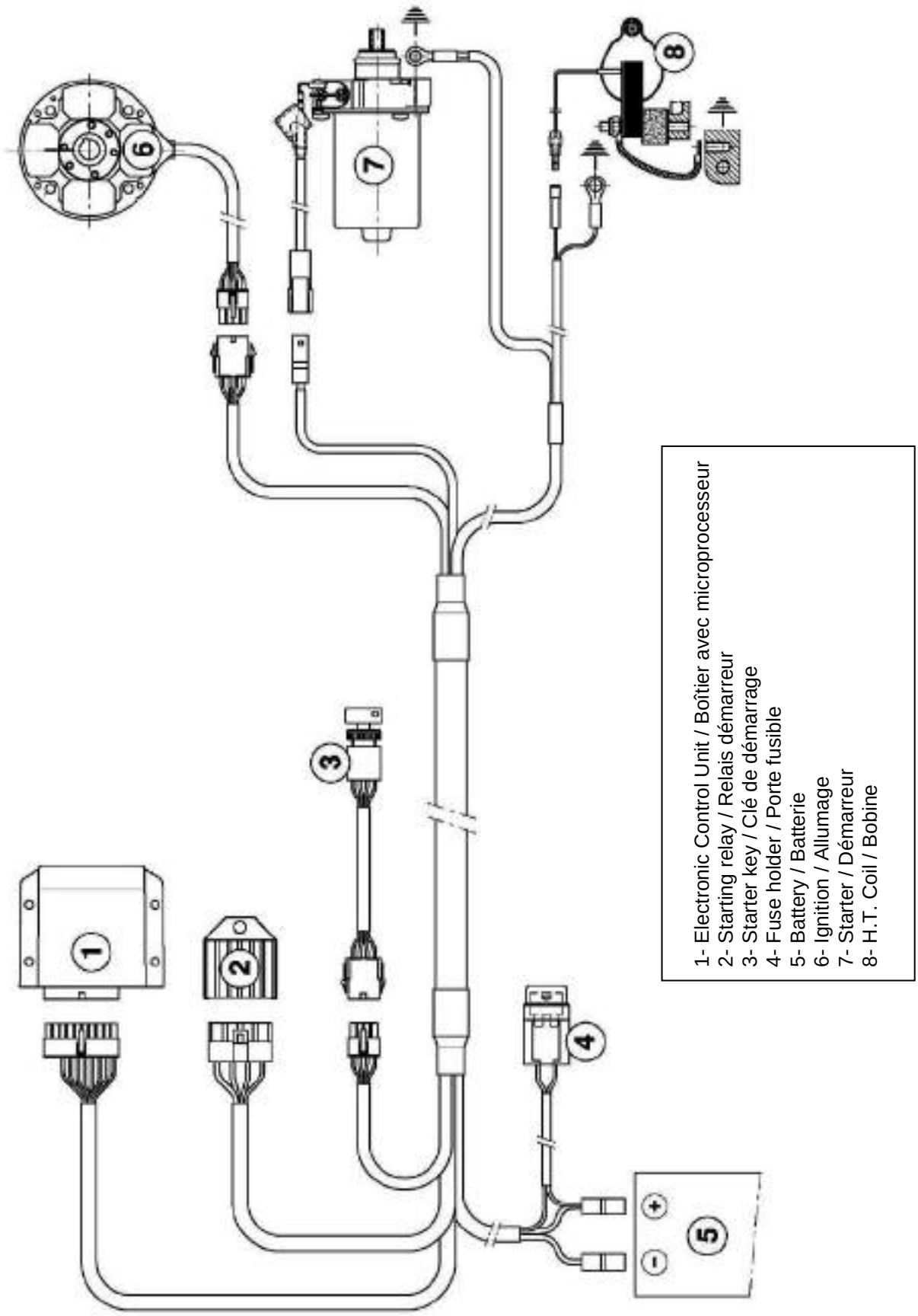

SCHEME FOR ADVANCE CONTROL
SCHEMA PUOR CONTROLE DE L'AVANCE

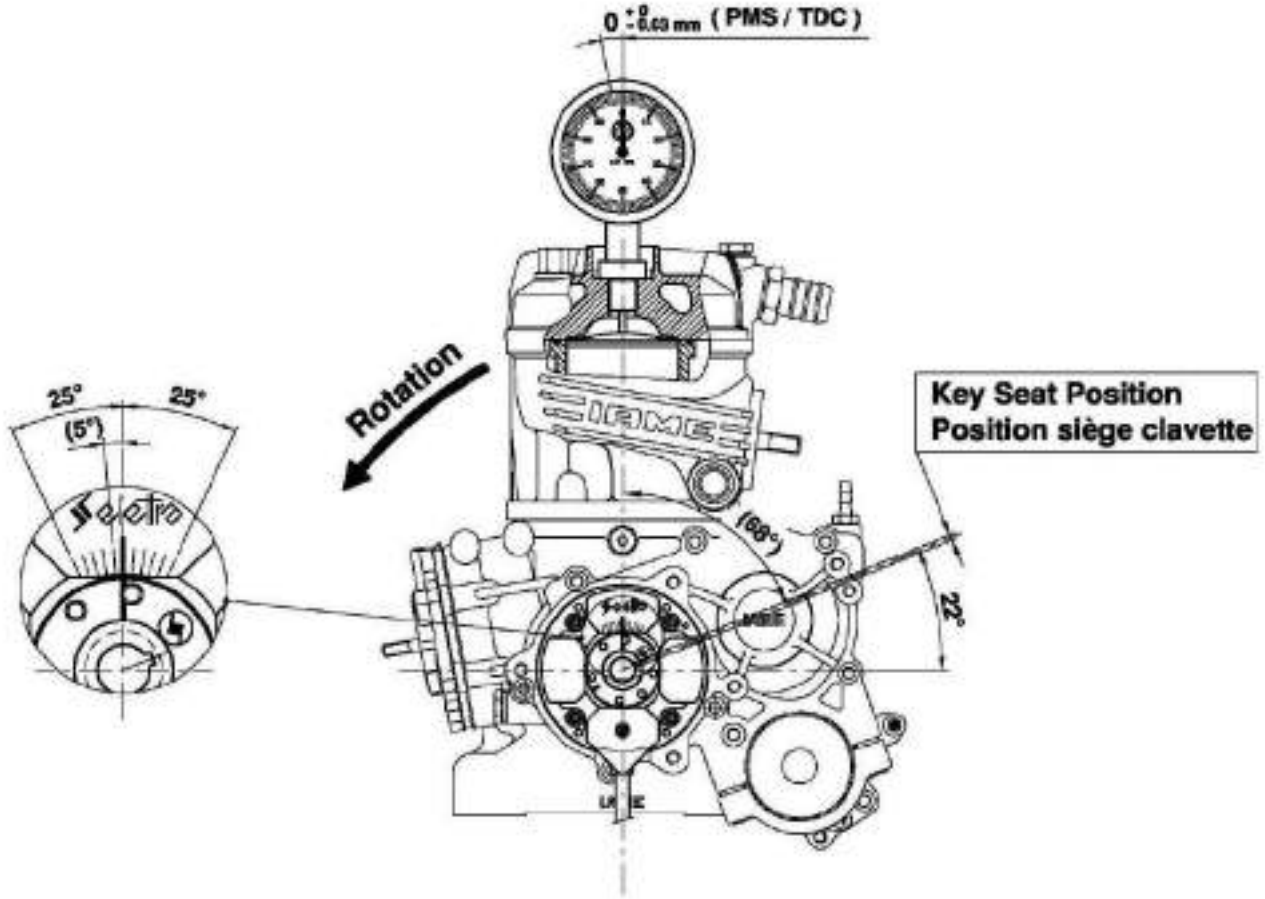

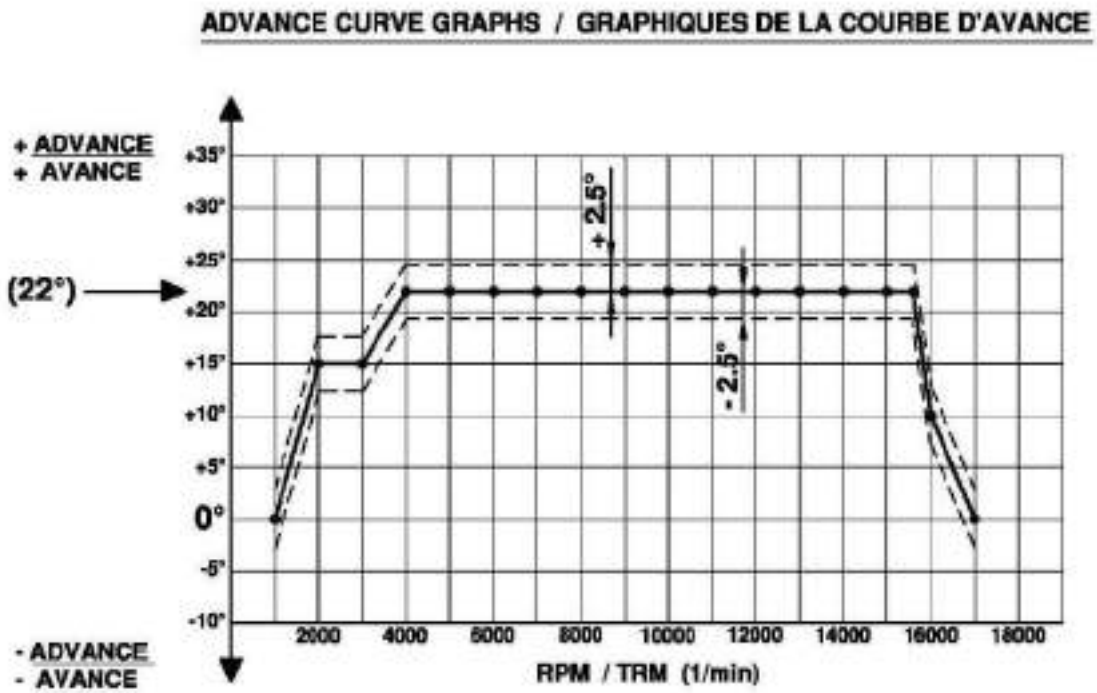

ELECTRONIC BOX MARKING
MARQUAGE DU BOITIER ELECTRONIQUE



GEAR ALTERNATIVE FIXING
FIXATION ALTERNATIVE DE L'ENGRENAGE

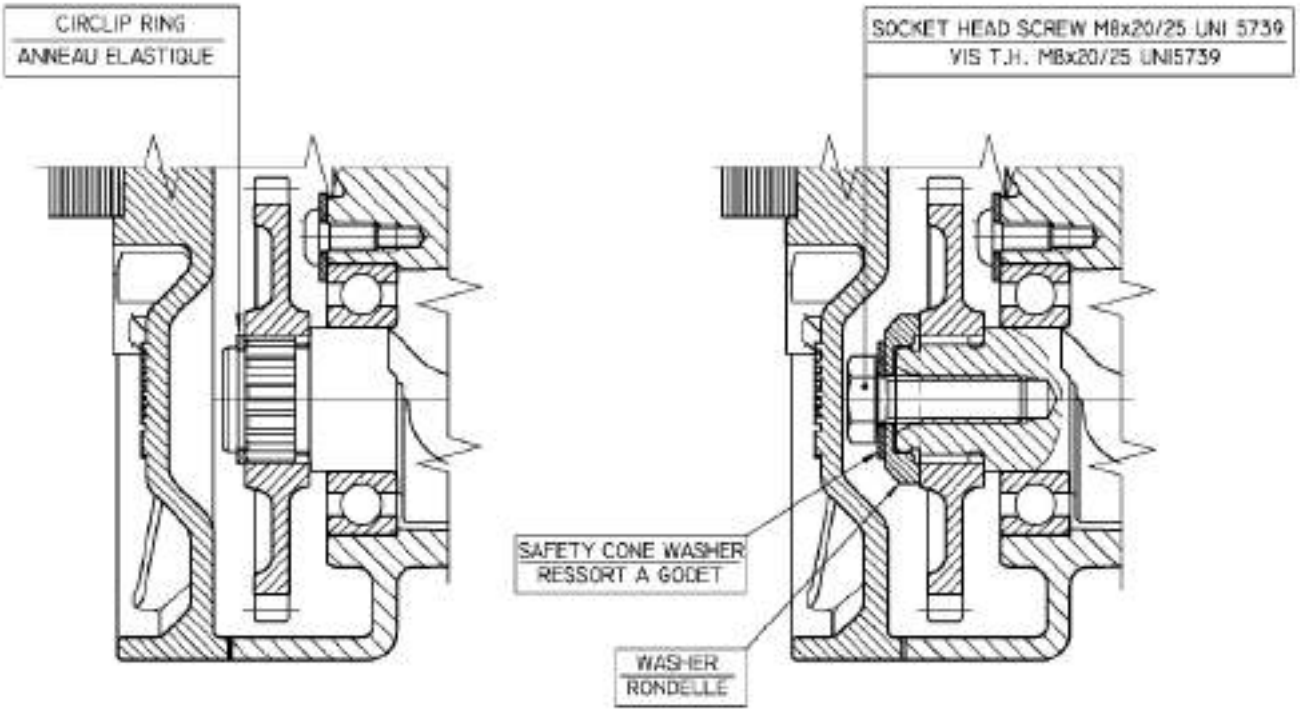

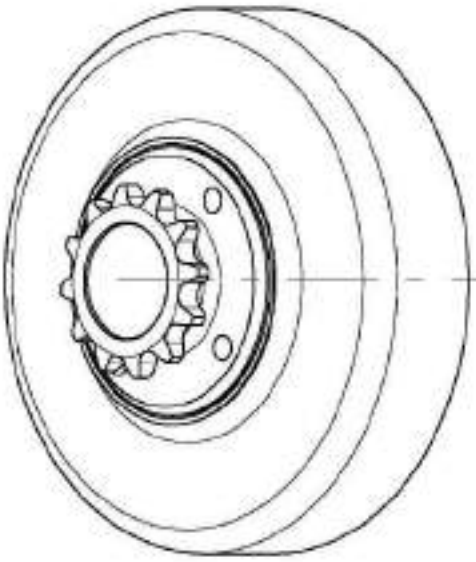

Min. weight 300 g
Poids min. 300 g

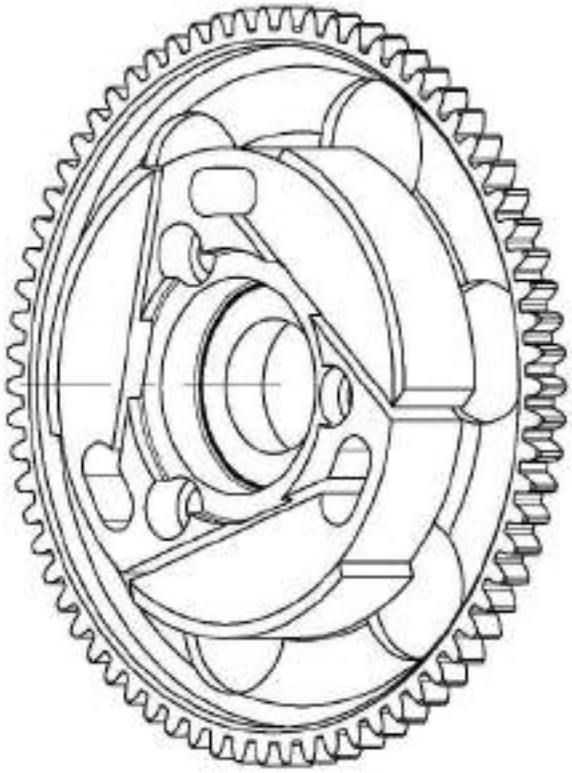

Min. weight 680 g
Poids min. 680 g

RADIATOR DESCRIPTION AND SKETCH OF PARTS
DESCRIPTION DU RADIATEUR ET SCHEMA ILLUSTRANT LES ELEMENTS

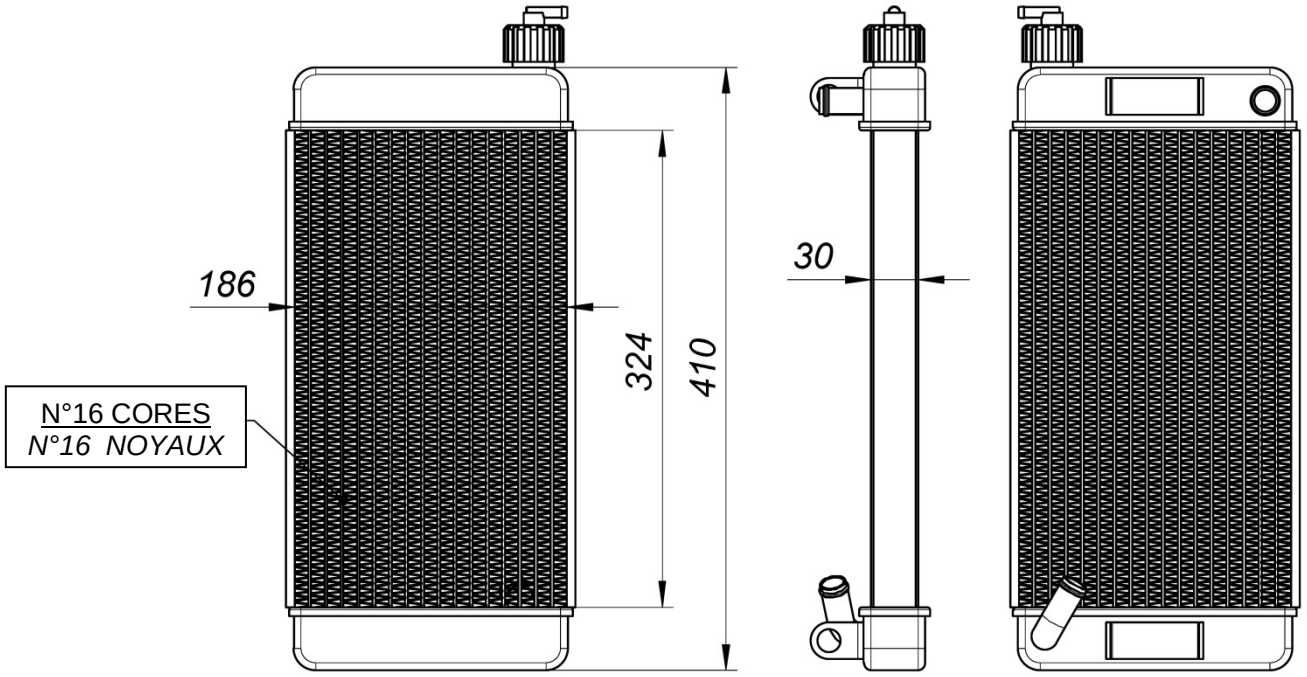

FRONT / *AVANT* **REAR / *ARRIERE***

PAINTED AND NOT PAINTED
PEINT ET PAS PEINT

FRONT / *AVANT* **REAR / *ARRIERE***

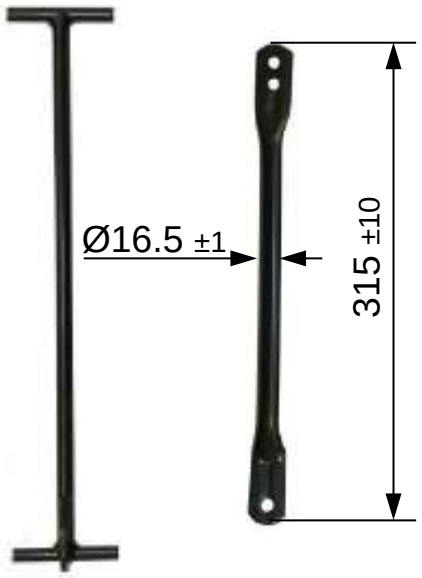

RADIATOR ALTERNATIVE DESCRIPTION AND SKETCH
DESCRIPTION DU RADIATEUR ALTERNATIF

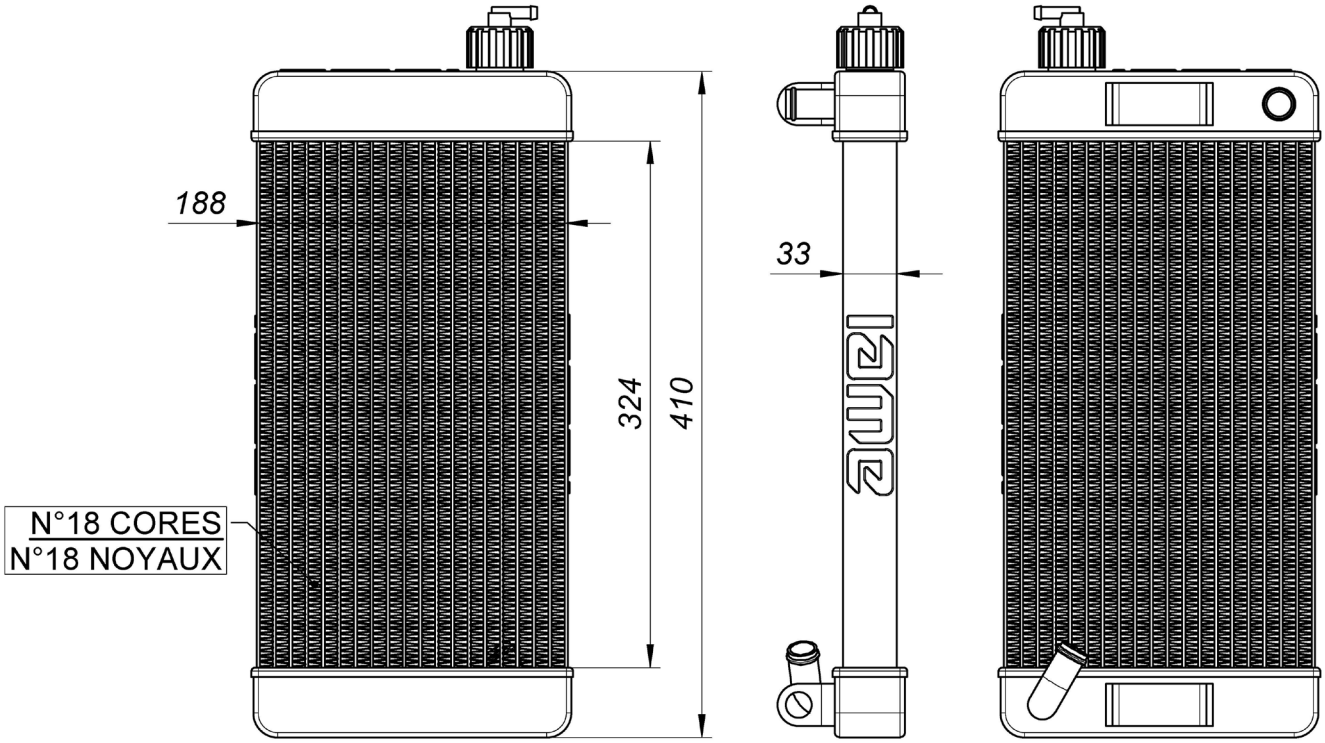

FRONT / *AVANT* **REAR / *ARRIERE***

FRONT / *AVANT* **REAR / *ARRIERE***

RADIATOR ALTERNATIVE DESCRIPTION AND SKETCH
DESCRIPTION DU RADIATEUR ALTERNATIF

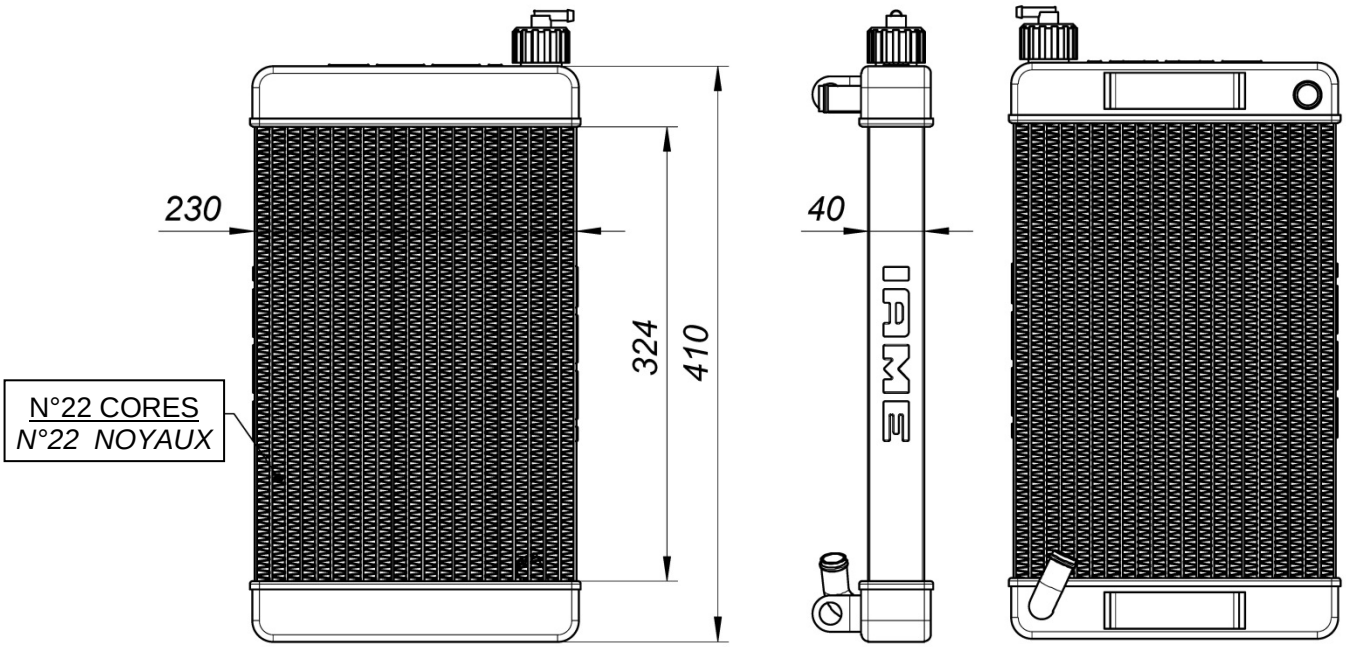

FRONT / *AVANT* **REAR / *ARRIERE***

FRONT / *AVANT* **REAR / *ARRIERE***

RADIATOR AND ITS SUPPORTS
RADIATEUR ET SES SUPPORTS

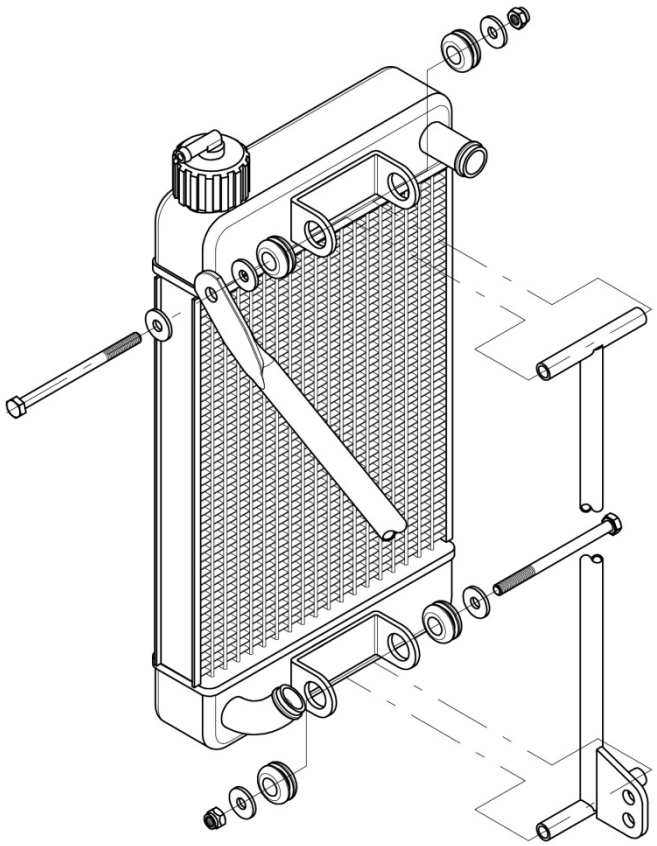

WATER PUMP GROUP
GROUPE POMPE A' EAU

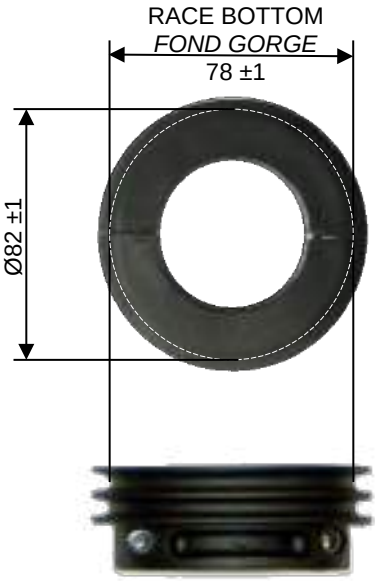

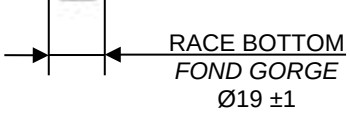

THERMOSTAT

ALTERNATIVE
ALTERNATIF

ALTERNATIVE WATER PUMP & PULLEY
GROUPE POMPE A EAU ET POULIE ALTERNATIVES



RACE BOTTOM - FOND *GORGE*
Ø20 ±1



ALTERNATIVE RADIATOR SUPPORT
SUPPORT ALTERNATIF DU RADIATEUR

PISTON IDENTIFICATION MARKING
MARQUAGE D'IDENTIFICATION PISTON

PHOTO IDENTIFICATION CONROD
PHOTO D'IDENTIFICATION BIELLE

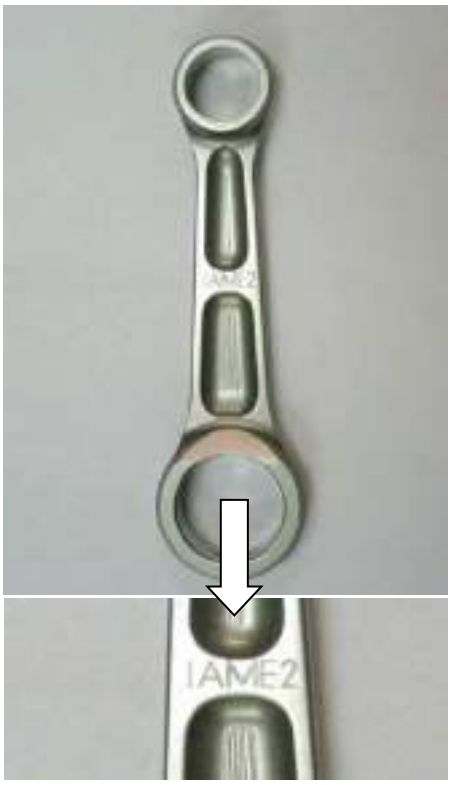

IDENTIFICATION BALANCING SHAFT MARKING
MARQUAGE D'IDENTIFICATION ARBRE D'EQUILIBRAGE



CRANKSHAFT IDENTIFICATION MARKING
MARQUAGE D'IDENTIFICATION DU VILEBREQUIN

GEAR COMMAND BALANCING SHAFT IDENTIFICATION MARKING
MARQUAGE D'IDENTIFICATION ENGRENAGE ARBRE D'EQUILIBRAGE

SPROCKET IDENTIFICATION MARKING
MARQUAGE D'IDENTIFICATION DU PIGNON



CLUTCH BODY IDENTIFICATION MARKING *MARQUAGE D'IDENTIFICATION DU CORPS DE L'EMBRAYAGE*	CLUTCH DRUM IDENTIFICATION MARKING *MARQUAGE D'IDENTIFICATION DE LA CALOTTE*
	
STARTER RING IDENTIFICATION MARKING *MARQUAGE D'IDENTIFICATION DE LA COURONNE DE DEMARRAGE*	STARTER IDENTIFICATION MARKING *MARQUAGE D'IDENTIFICATION DU DEMARREUR*
	

REED GROUP & PETALS IDENTIFICATION MARKING
MARQUAGE D'IDENTIFICATION DE LA BOÎTE À CLAPETS ET CLAPETS





VETRONITE – FIBRE DE VERRE



CARBON FIBER / *FIBRE CARBONE*

FRONT SIDE
CÔTÉ AVANT



REAR SIDE
CÔTÉ ARRIÈRE



PHOTO IDENTIFICATION CARBURETOR INLET CONVEYOR
MARQUAGE D'IDENTIFICATION DU COLLECTEUR D'ASPIRATION

EXHAUST SILENCER IDENTIFICATION MARKING
MARQUAGE D'IDENTIFICATION ECHAPPEMENT



STATOR IDENTIFICATION MARKING
MARQUAGE D'IDENTIFICATION DU STATOR



CLUTCH COVER AND H.T. COIL IDENTIFICATION MARKING
MARQUAGE DU COUVERCLE D'EMBRAYAGE ET DE LA BOBINE



BENDIX COVER IDENTIFICATION MARKING
MARQUAGE D'IDENTIFICATION DU COUVERCLE
DU CONTRE-ARBRE DE DEMARRAGE

ALTERNATIVE

ALTERNATIVE RADIATOR IDENTIFICATION MARKING
MARQUAGE ALTERNATIF D'IDENTIFICATION DU RADIATEUR

WIRING DIAGRAM (SELETTRA DIGITAL ‘‘K’’ IGNITION 2013)

SCHÉMA CIRCUIT ELECTRIQUE (ALLUMAGE SELETTRA DIGITAL ’’K’’ 2013)

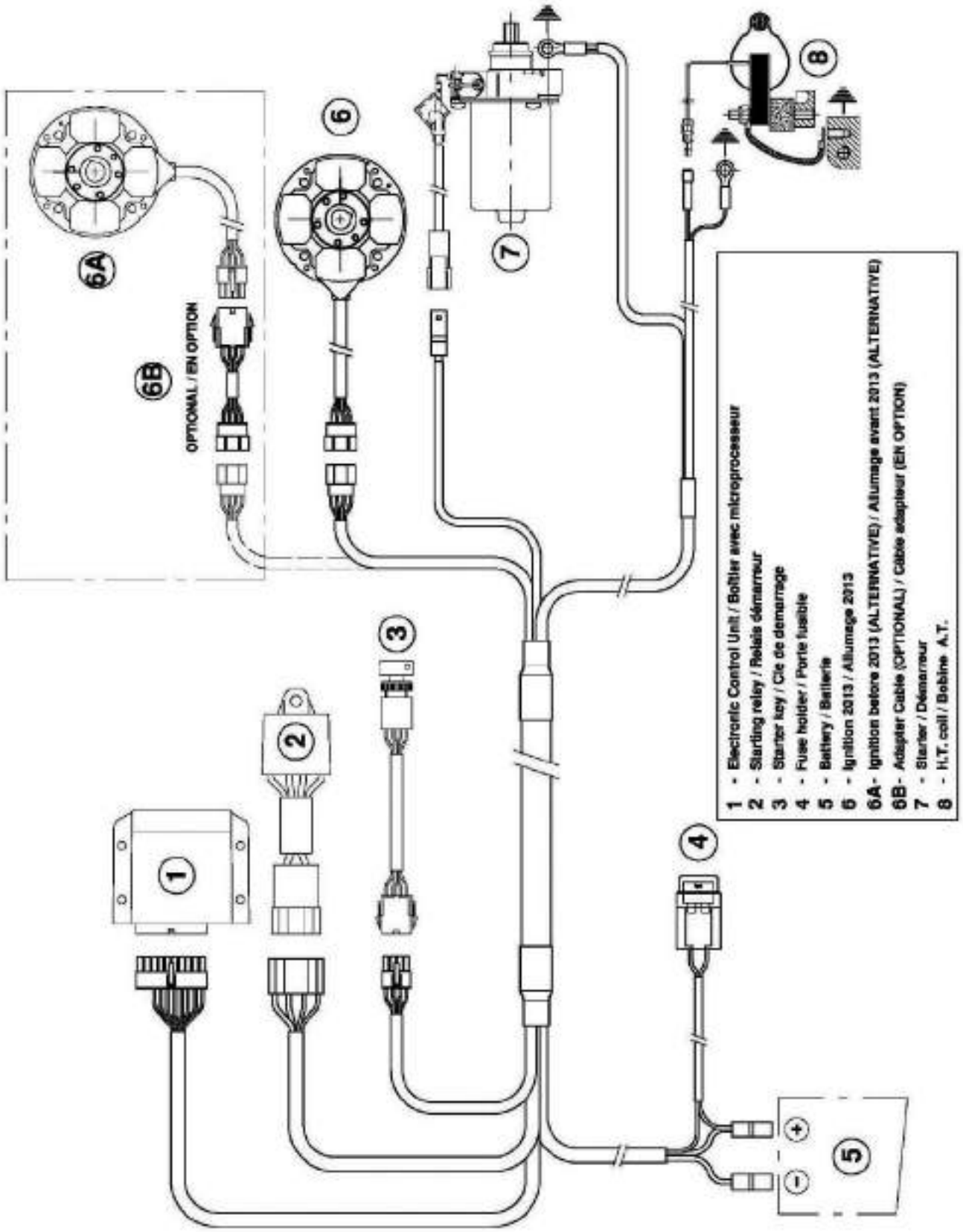

FROM 2014 ON - A *PARTIR DE 2014*

STICKER APPLICATION AREA - *ESPACE POUR L'APPLICATION DES ADHÉSIFS*





ALTERNATIVE AREA / ZONE ALTERNATIVE



EXHAUST TEMPERATURE SENSOR

CAPTEUR DE TEMPERATURE D'ECHAPPEMENT

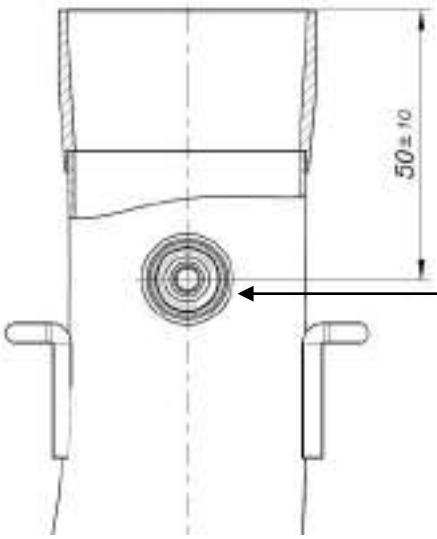

EXHAUST TEMPERATURE SENSOR POSITION (OPTIONAL)

POSITION DU CAPTEUR DE TEMPERATURE D'ECHAPPEMENT (EN OPTION)

CYLINDER IDENTIFICATION MARKING
MARQUAGE D'IDENTIFICATION DU CYLINDRE





ALTERNATIVE PUSH BUTTONS – START & STOP
BOUTONS ALTERNATIF “START & STOP” DU DEMARREUR

PHOTO COMPLETE ALTERNATIVE WIRING LOOM
PHOTO DU CABLAGE ELECTRIQUE COMPLET ALTERNATIF

PHOTO OF SELETTRA ALTERNATIVE DIGITAL “S” IGNITION, WITH IAME MARKING
PHOTO DE L’ALLUMAGE SELETTRA DIGITAL “S”, AVEC MARQUAGE IAME



WIRING DIAGRAM (SELETTRA DIGITAL ‘‘S’’ IGNITION)

SCHÉMA CIRCUIT ELECTRIQUE (ALLUMAGE SELETTRA DIGITAL ’’S")

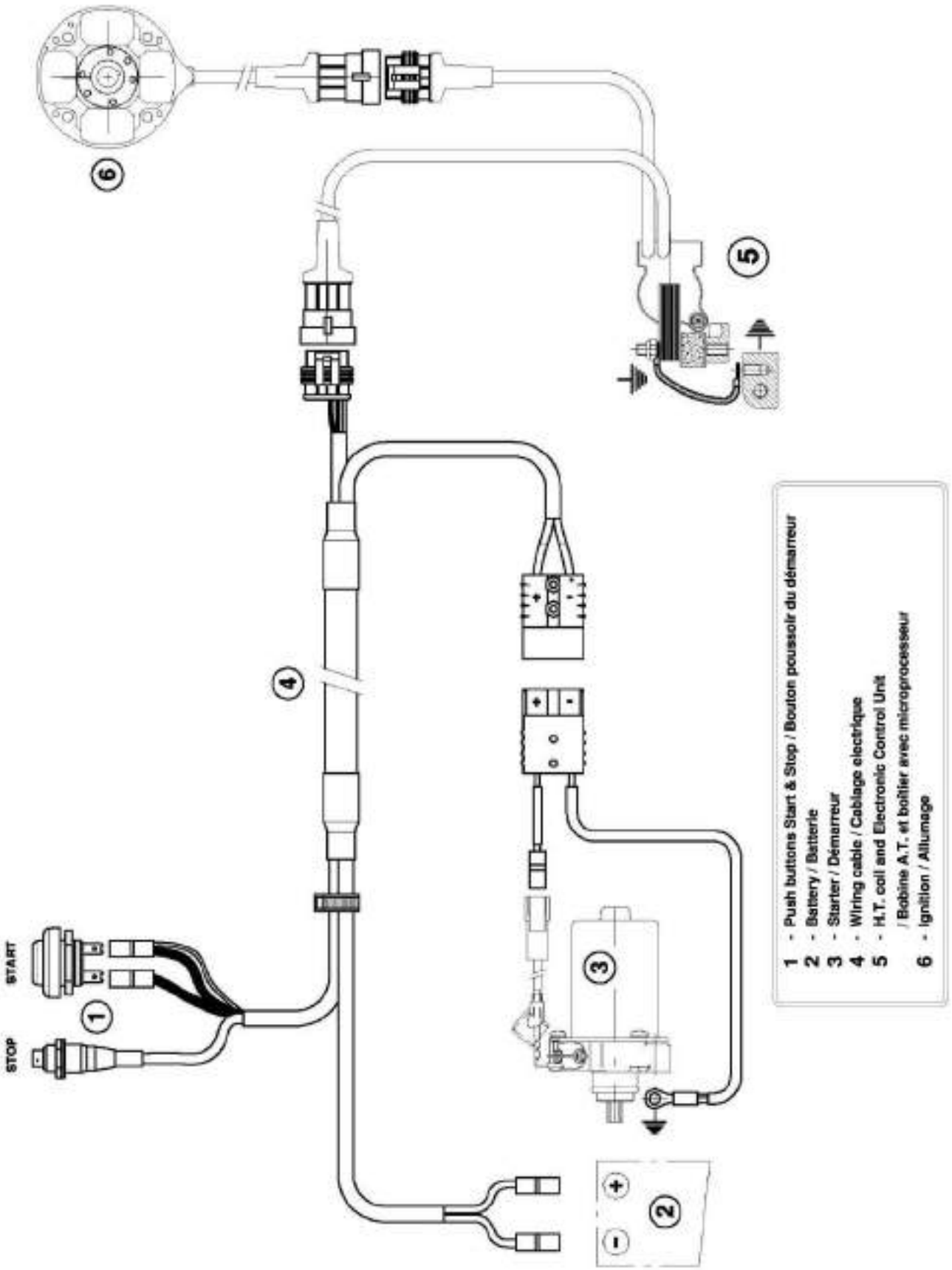

ALTERNATIVE WIRING LOOM
CABLAGE ELECTRIQUE COMPLET ALTERNATIF

ALTERNATIVE WIRING LOOM DIAGRAM
SCHÉMA CIRCUIT ELECTRIQUE ALTERNATIF

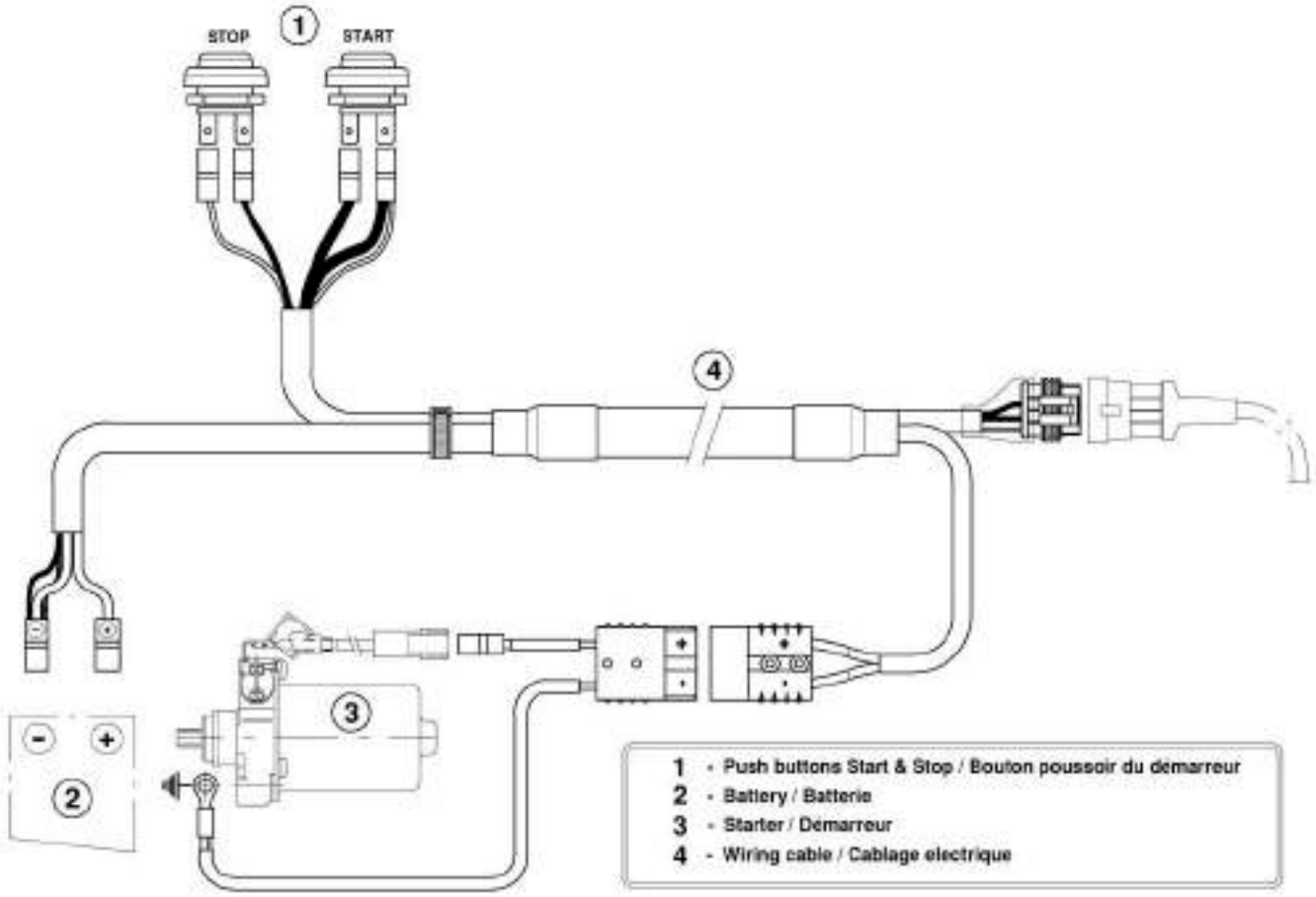

ALTERNATIVE WIRING LOOM
CABLAGE ELECTRIQUE COMPLET ALTERNATIF

ALTERNATIVE WIRING LOOM DIAGRAM
SCHÉMA CIRCUIT ELECTRIQUE ALTERNATIF

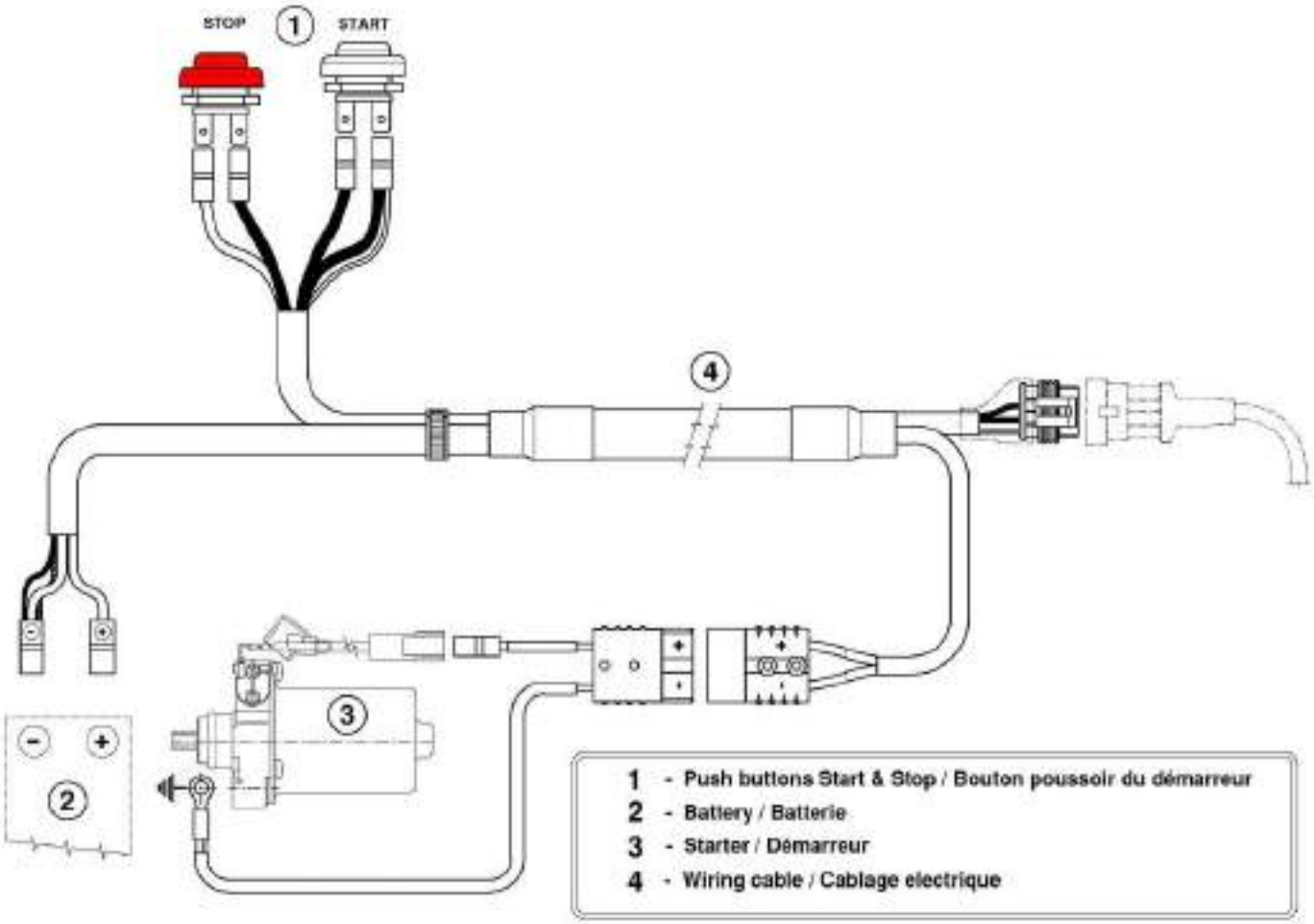

PHOTO IDENTIFICATION REED GROUP *PHOTO IDENTIFICATION BOÎTE À CLAPETS*	
ACTUAL VERSION *VERSION COURANTE*	ALTERNATIVE VERSION *VERSION ALTERNATIVE*

ACTUAL PISTON
PISTON COURANT



ALTERNATIVE PISTON
PISTON ALTERNATIF



ALTERNATIVE CONROD
BIELLE ALTERNATIVE

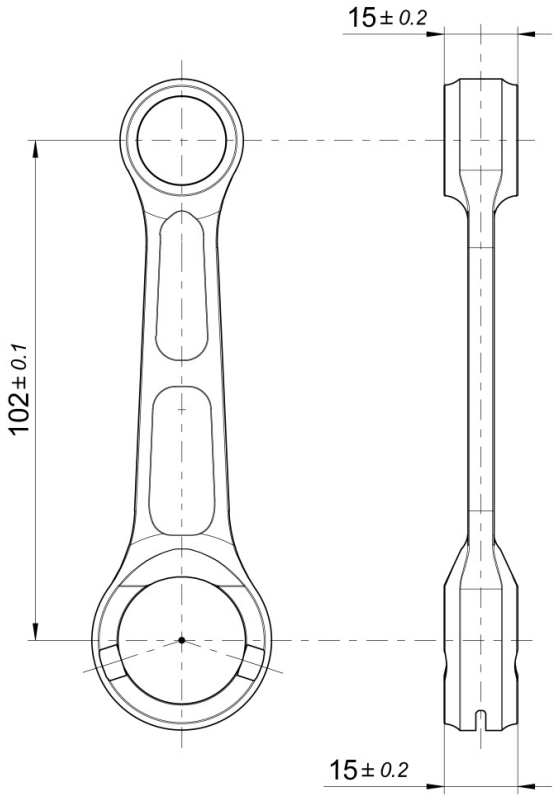

PHOTO OF THE CONROD BOTH SIDE – ALTERNATIVE
PHOTO DES DEUX COTES DE LA BIELLE - ALTERNATIVE



BOTH TYPES OF CONROD CAN BE USED WITH BOTH TYPES OF WASHERS (IN COUPLE)
LES DEUX TYPES DE BIELLE PEUVENT ÊTRE UTILISÉS AVEC LES DEUX TYPES DE RONDELLES (EN COUPLE)

PHOTO IDENTIFICATION OF SMALL END CONROD BEARING – TYPES ALTERNATIVE
PHOTO D'IDENTIFICATION DU ROULEMENT PIED DE BIELLE – TYPES ALTERNATIFS

TYPE 1

TYPE 2

PHOTO IDENTIFICATION OF CONROD WASHER – TYPES ALTERNATIVE
PHOTO D'IDENTIFICATION RONDELLE DE BIELLE – TYPES ALTERNATIVES

TYPE 1

TYPE 2

PARTS WITH ALTERNATIVE NEW LOGO “IAME”
COMPOSANTS AVEC UN NOUVEAU LOGO ALTERNATIF «IAME»

CYLINDER HEAD *CULASSE*	CYLINDER *CYLINDRE*
 NEW / *NOUVEAU* LOGO 	 **NEW / *NOUVEAU* LOGO** 
SEMICARTER TRANSMISSION SIDE *DEMI-CARTER CÔTÉ PIGNON*	SEMICARTER IGNITION SIDE *DEMI-CARTER CÔTÉ ALLUMAGE*
 NEW / *NOUVEAU* LOGO 	 **NEW / *NOUVEAU* LOGO** 

PARTS WITH ALTERNATIVE NEW LOGO “IAME”
COMPOSANTS AVEC UN NOUVEAU LOGO ALTERNATIF «IAME»

IGNITION COVER *COUVERCLE DE L’ALLUMAGE*	CLUTCH COVER *COUVERCLE D'EMBRAYAGE*
 NEW / *NOUVEAU* LOGO 	 **NEW / *NOUVEAU* LOGO**
REED GROUP *GROUPE CLAPETS*	CARBURETTOR INLET CONVEYOR *CONVOYEUR D’ADMISSION*
 NEW / *NOUVEAU* LOGO 	 **NEW / *NOUVEAU* LOGO**

PARTS WITH ALTERNATIVE NEW LOGO “IAME”
COMPOSANTS AVEC UN NOUVEAU LOGO ALTERNATIF «IAME»

RADIATOR *RADIATEUR*	EXHAUST SILENCER *ECHAPPEMENT*
NEW / *NOVEAU* LOGO 	 **NEW / *NOUVEAU* LOGO** **NEW / *NOUVEAU* LOGO**
	BALANCING SHAFT *ARBRE D’EQUILIBRAGE*
	NEW / *NOUVEAU* LOGO

THE OTHERS COMPONENTS OF ENGINE THAT ARE MARKED (LASER OR PUNCHING) UNTIL TODAY WITH LOGO OR WRITTEN "IAME"

LES AUTRES COMPOSANTS DU MOTEUR AVEC COMME MARQUAGE (LASER OU POINÇONNEUSE) L'ANCIEN LOGO OU ÉCRIT «IAME»

or

IAME

NOW COULD BE MARKED WITH NEW LOGO "IAME"

POURRAIENT MAINTENANT ETRE MARQUES AVEC LE NOUVEAU LOGO "IAME"

or

or

CHECKING THE SHAPE OF THE COMBUSTION CHAMBER
CONTRÔLE DE LA FORME DE LA CHAMBRE DE COMBUSTION

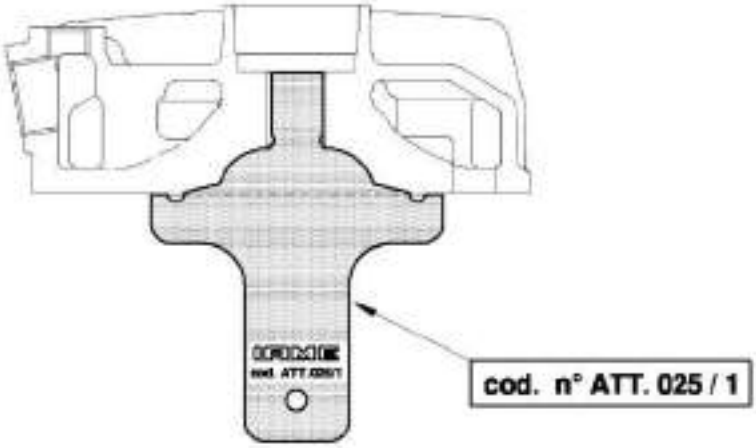

CONTROL OF THE PISTON DOME
CONTRÔLE DU DÔME DE PISTON

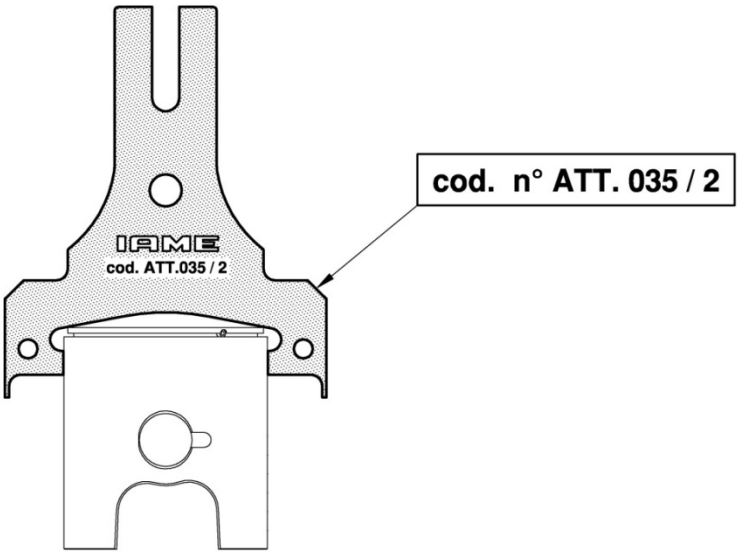

CONTROL OF THE VOLUME OF THE COMBUSTION CHAMBER
CONTRÔLE DU VOLUME DE LA CHAMBRE DE COMBUSTION

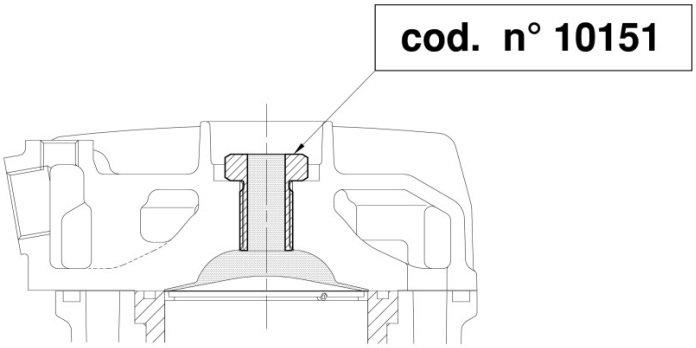

CYLINDER CHECK - *CONTRÔLE DU CYLINDRE*

CHECKING OF EXHAUST DUCT AND LATERAL TRANSFERS

CONTRÔLE DE LA LUMIÈRE D'ÉCHAPPEMENT ET DES TRANSFERTS LATÉRAUX

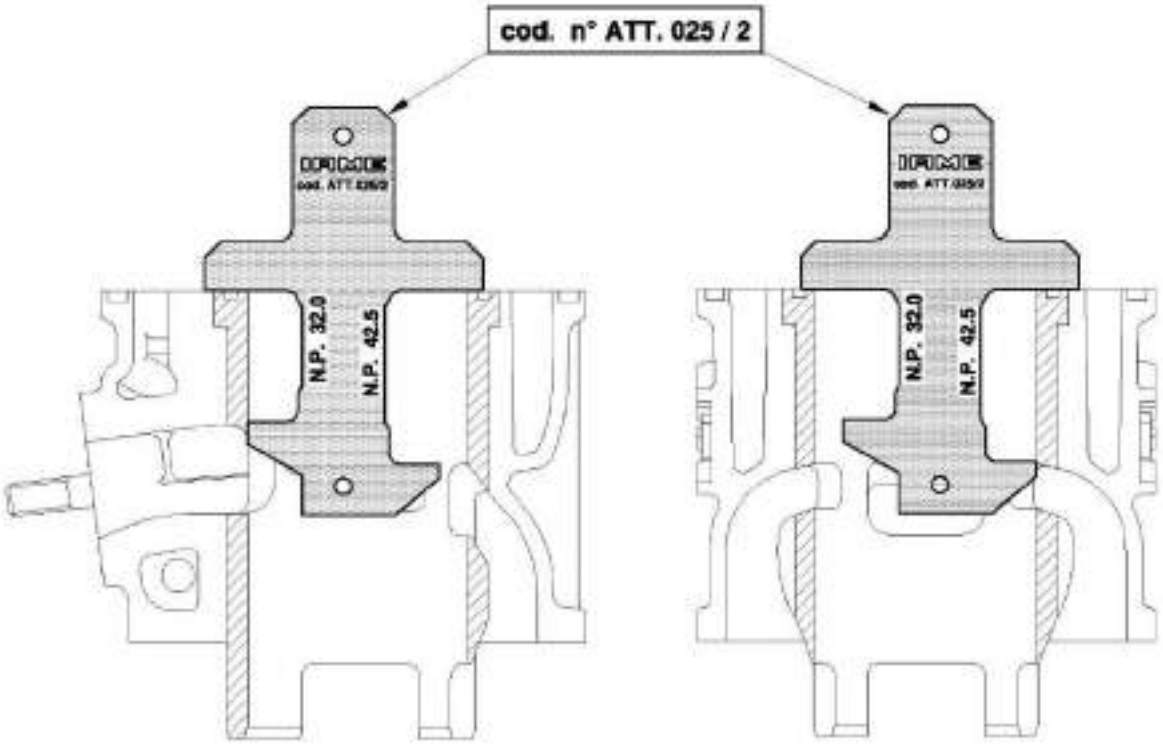

CYLINDER LINER DUCTS AND TRANSFERS CHECKING TOOL

OUTIL DE VÉRIFICATION DES LUMIÈRES DE LA CHEMISE DU CYLINDRE

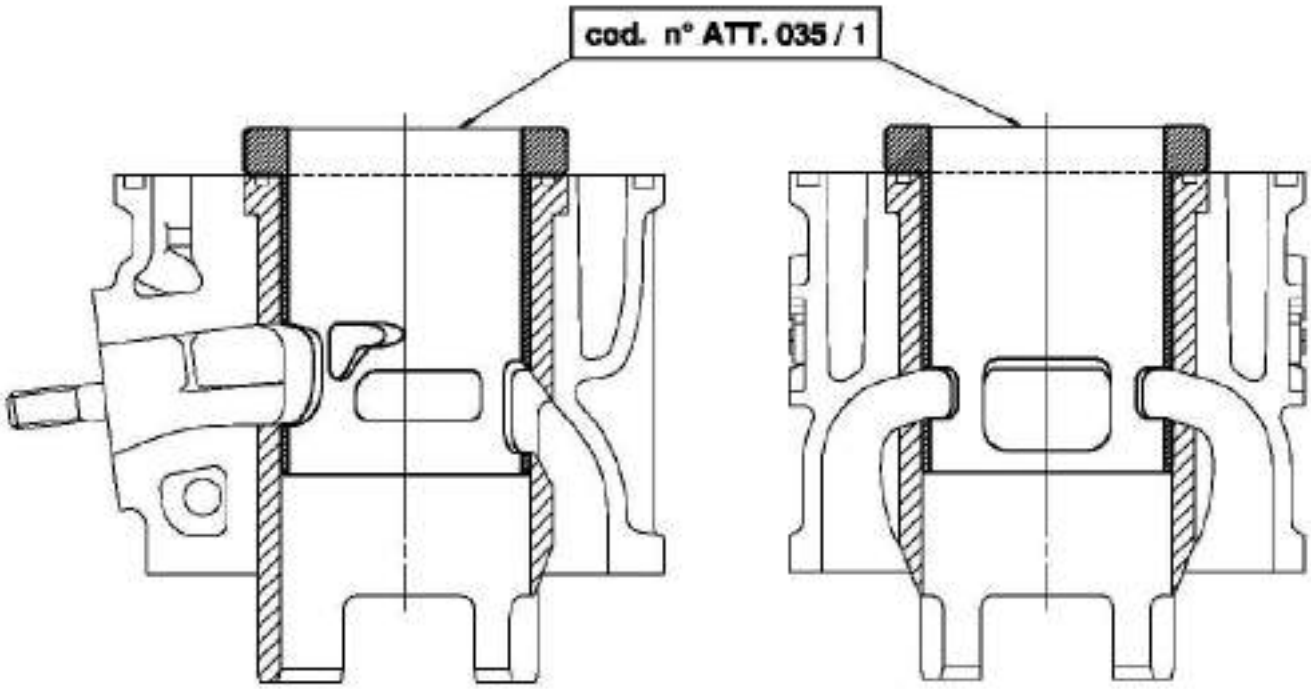

CLUTCH DRUM CHECKING TOOL
CONTRÔLE DE LA CLOCHE D'EMBRAYAGE

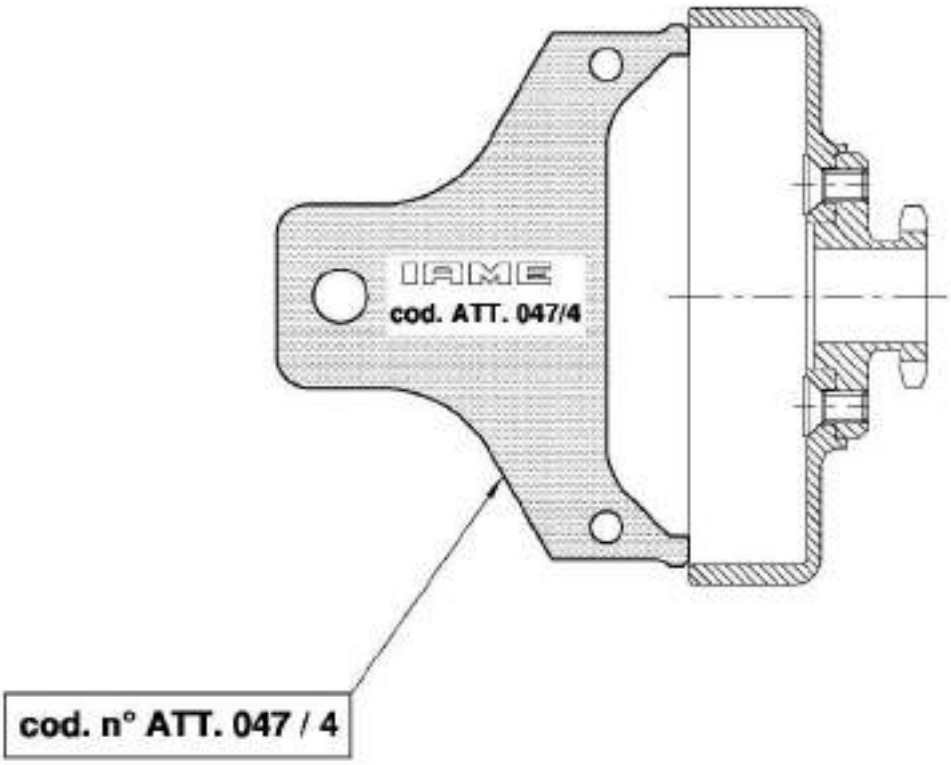

CRANKCASE CHECKING TOOLS - CONTRÔLE DU CARTER

CHECKING THE INTERAXLE OF THE CILYNDER PINS
CONTRÔLE DE L'ENTRAXE DES PIONS DE CENTRAGE DU CYLINDRE

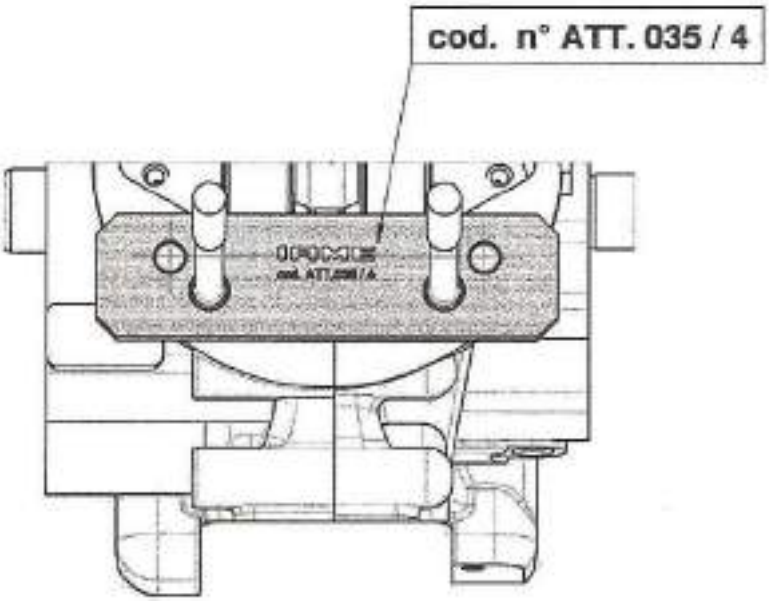

CONTROL OF THE HEIGHT OF THE CRANKSHAFT CYLINDER PLANE
CONTRÔLE DE LA HAUTEUR DU PLAN CYLINDRE SUR LE CARTER

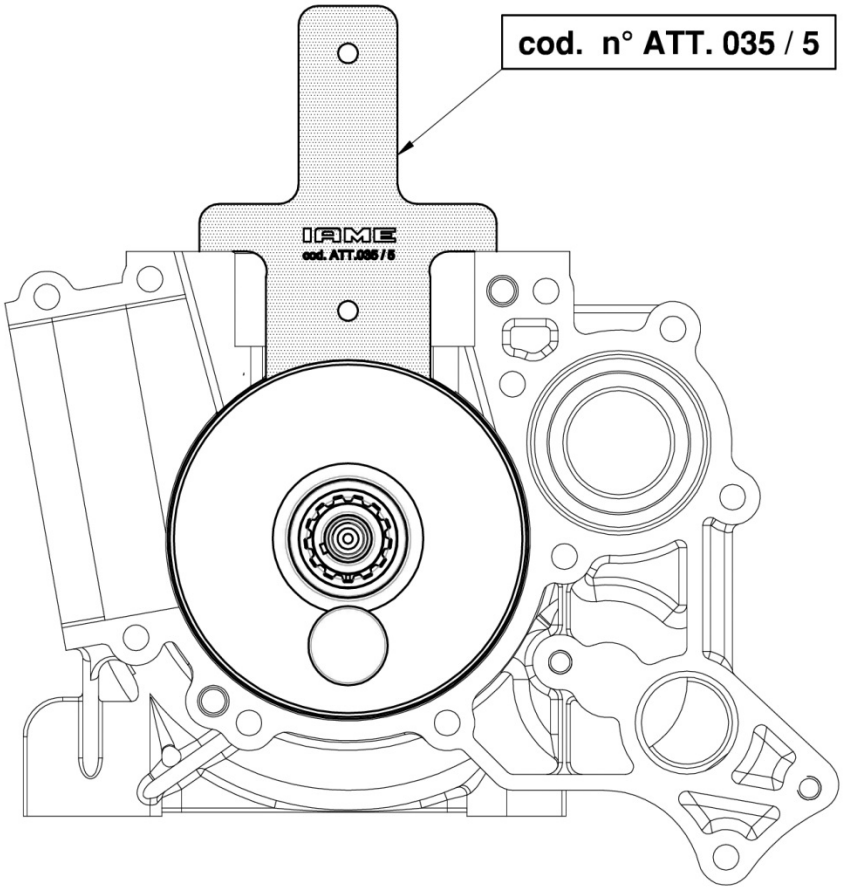

CHECKING OF THE REEDS VALVE PLANE
CONTRÔLE DU PLAN DU LOGEMENT DE LA BOITE À CLAPETS

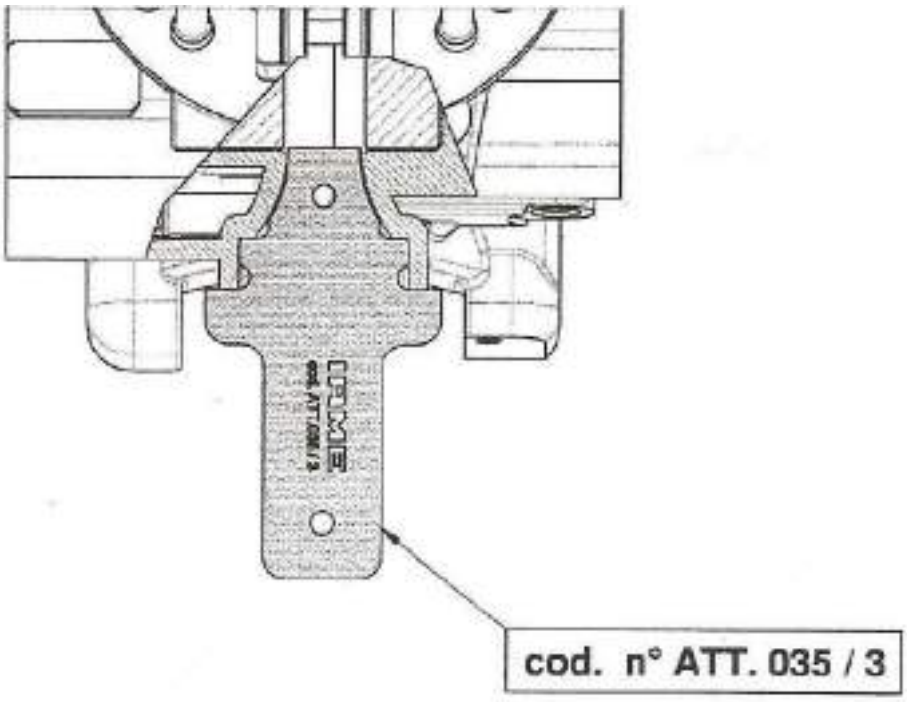

CHECKING OF THE POSITION OF SELETTRA DIGITAL "S" PHASE MARKING

CONTRÔLE DE LA POSITION DU MARQUAGE DE PHASE SELETTRA DIGITAL “S”

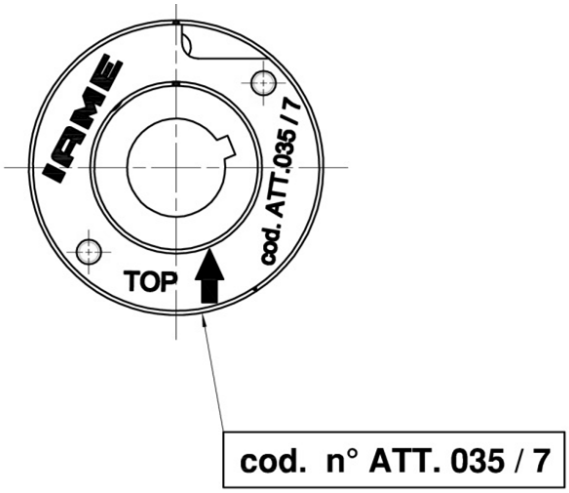

VENTURI SHAPE CONTROL OF TILLOTSON HW-27A CARBURETTOR

CONTRÔLE DU VENTURI DU CARBURATEUR TILLOTSON HW-27A

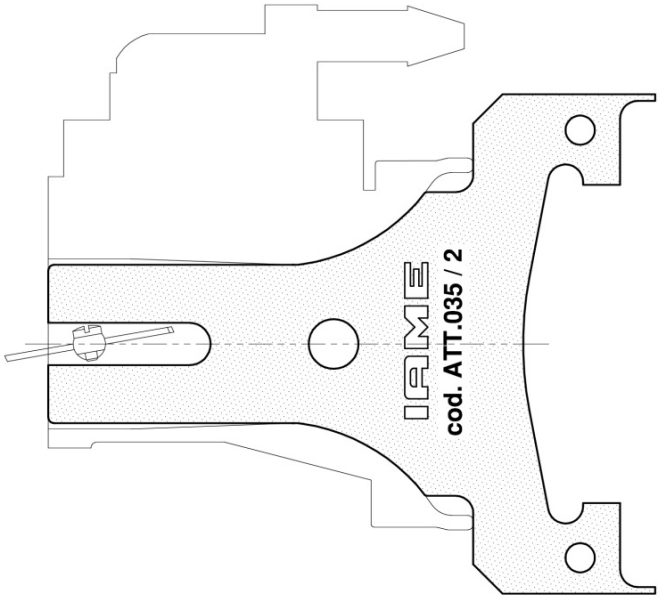

CHECKING OF THE HEIGHT OF THE ATOMISER – GO IF IT'S OK

CONTRÔLE DE LA HAUTEUR DU PULVERISATEUR

IL PASSE S'IL EST CONFORME

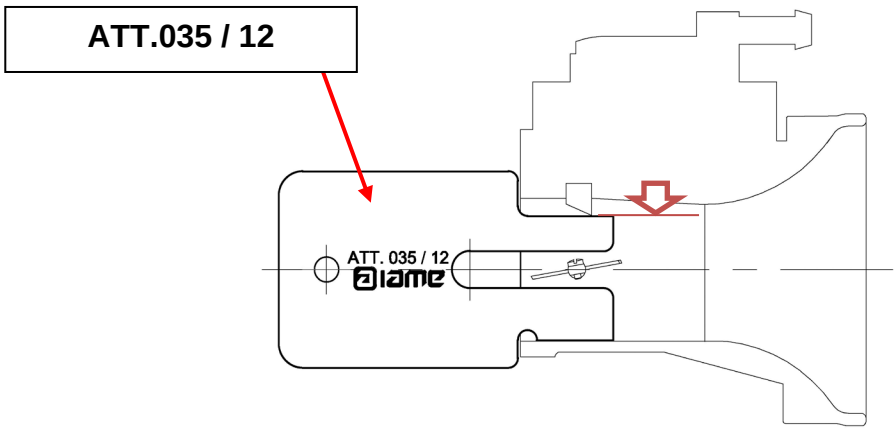

CHECK HOLE OF ATOMIZER

OUTIL DE VÉRIFICATION DE TROU DU PULVERISATEUR

Pass Side – OK
Côté passe - Conforme

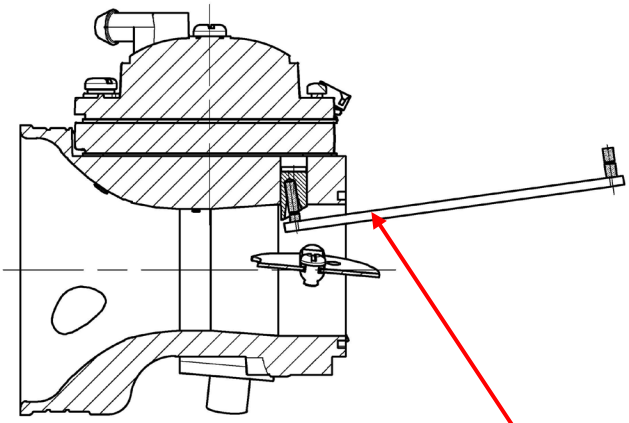

ATT.035 / 19

No Pass Side - OK
Pas de passe côté - Conforme

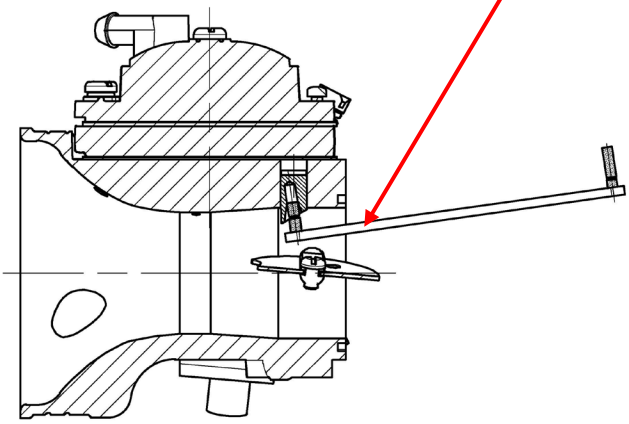

EXHAUST MANIFOLD CHECKING TOOL - *CONTRÔLE DU RACCORD D'ECHAPPEMENT*

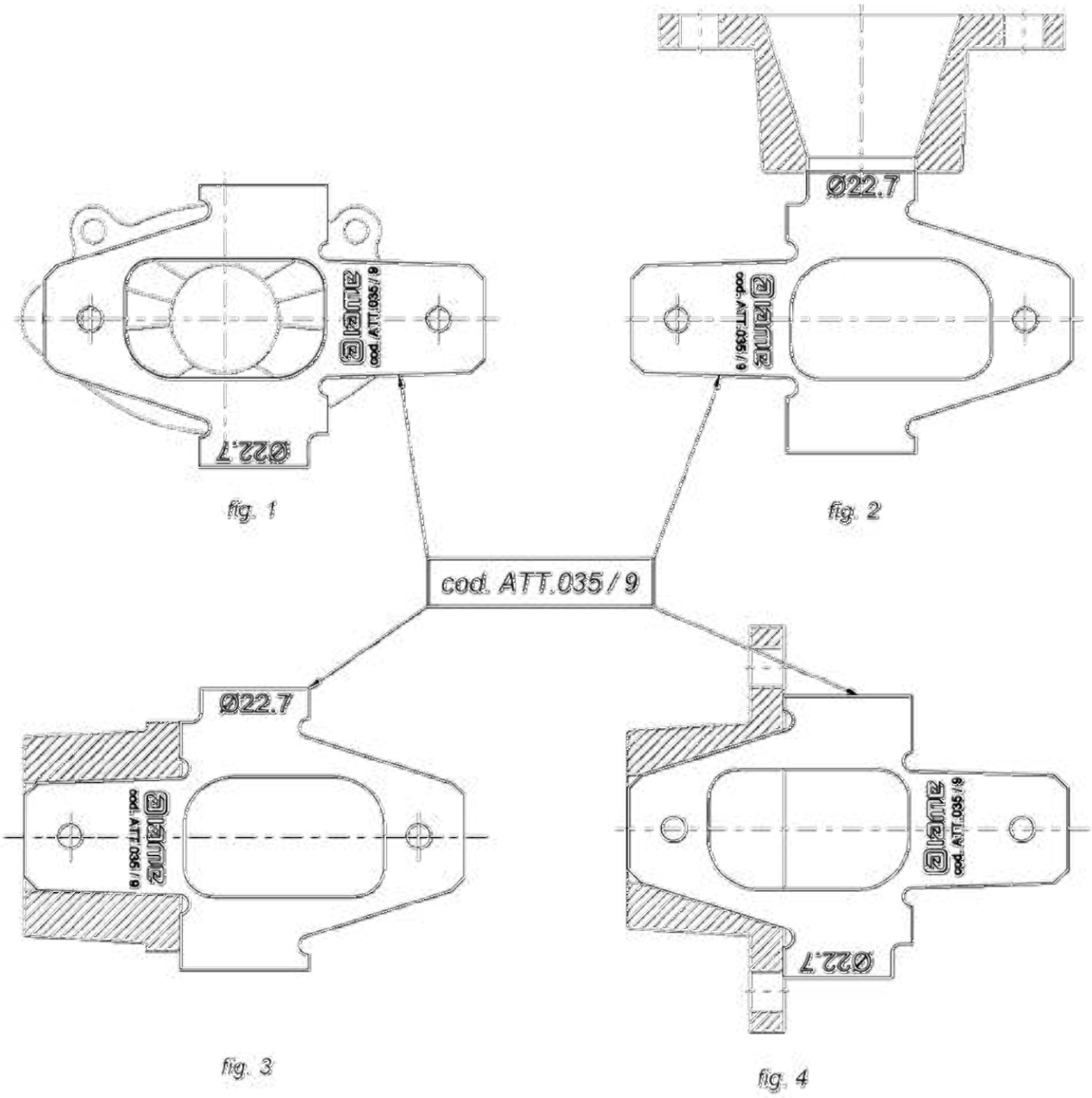

THE NO-GO GAUGE MUST NOT ENTER INTO THE EXHAUST RESTRICTOR, (FIG.2);
VERIFIEZ QUE LE CALIBRE N'ENTRE PAS DANS LE TROU DU RESTRICTEUR D'ECHAPPEMENT.

CHECK THAT THE TOOL MATCHES THE SHAPE OF THE EXHAUST MANIFOLD, (FIG.1,3 AND 4).
VERIFIEZ QUE LA FORME DU RESTRICTEUR D'ECHAPPEMENT EST LA MEME DE L'OUTIL